



**Paradise Recreation and Park District  
Board of Directors - Regular Meeting**  
Terry Ashe Recreation Center, Room B  
Wednesday, July 08, 2026, 6:00 pm

---

Members of the public may submit comments prior to the meeting via email to [BODclerk@paradisepspd.com](mailto:BODclerk@paradisepspd.com) before 1:00 p.m. on the day of the meeting or they may comment on Agenda items on during the time the item is presented. Speakers may comment on items not listed on the Agenda under Public Comment. Comments should be limited to a maximum of three (3) minutes. State Law prohibits the PRPD Board of Directors from acting on items not listed on the agenda. Please notify the meeting clerk prior to the start of the meeting if you wish to be heard. The public may access this meeting remotely:

Web Access: <https://us02web.zoom.us/j/84518561101?pwd=TXRZdUNPTk5MNFM1SWdvdzlmZENUQT09>

Telephone Access: **Dial:** +1 669 900 9128. **Meeting ID:** 845 1856 1101 **Password:** 6626

**1. CALL TO ORDER**

- 1.1. Pledge of Allegiance
- 1.2. Roll Call
- 1.3. Welcome Guests:

**2. PUBLIC COMMENT**

**3. CONSENT AGENDA**

- 3.1. Board Minutes: Regular Meeting (June 10, 2026)
- 3.2. Payment of Bills/Disbursements (Warrants and Checks Report)  
Check # 060655 - 060835 and ACHs
- 3.3. Information Items (Acceptance only): Safety Committee Minutes

**4. COMMITTEE REPORTS**

- 4.1. Recreation and Park Committee
- 4.2. Finance Committee

**5. OLD BUSINESS**

- 5.1. Updated Rental Fee Schedules— Over the past decade, the District Board of Directors have adopted rental fee schedules for 1) facility rentals (in November 2016, effective on January 3, 2017), 2) visitor fees for Paradise Lake (June 2020), and 3) medallion fees for the Paradise Welcome sign (March 2022). To account for inflation and other costs, Staff recommends an interim updated fee schedule for any new reservations. **Recommendation:** Adopt the proposed fee schedule (effective July 9, 2026).

**6. NEW BUSINESS: NONE**

**7. REPORT**

- 7.1. Update on Rental and Reservation System (Verbal)
- 7.2. District Report
- 7.3 Paradise Pool Report

**8. BOARD COMMENT**

**9. ADJOURNMENT**

Adjourn to the next regular meeting on 8/12/2026 at 6:00 p.m., in Conference Room B, at the Terry Ashe Recreation Center (6626 Skyway, Paradise, California).



In accordance with the Americans with Disabilities Act, if you need a special accommodation to participate in the meeting, please contact the District Administrative Office at 530-872-6393 or [info@paradisepd.com](mailto:info@paradisepd.com) at least 48 hours in advance of the meeting.

**This institution is an equal opportunity provider and employer.**

If you wish to file a Civil Rights program complaint of discrimination, complete the USDA Program Discrimination Complaint Form, found online at [http://www.ascr.usda.gov/complaint\\_filing\\_cust.html](http://www.ascr.usda.gov/complaint_filing_cust.html), or at any USDA office, or call (866) 632-9992 to request the form. You may also write a letter containing all of the information requested in the form. Send your completed complaint form or letter to us by mail at U.S. Department of Agriculture, Director, Office of Adjudication, 1400 Independence Avenue, S.W., Washington, D.C. 20250-9410, by fax (202) 690-7442 or email at [program.intake@usda.gov](mailto:program.intake@usda.gov).

Paradise Recreation and Park District  
**Board of Directors Regular Meeting**  
Terry Ashe Recreation Center  
June 10, 2026

**MINUTES**

---

**1. CALL TO ORDER:**

Chairperson McGreehan called the Regular Meeting of the Paradise Recreation and Park District Board of Directors to order at 10:02 AM.

**1.1 PLEDGE OF ALLEGIANCE:**

Chairperson McGreehan led the Pledge of Allegiance.

**1.2 ROLL CALL:**

Present: Al McGreehan (Chairperson), Steve Rodowick (Vice-Chairperson), Joleen Levey (Secretary), Robert Anderson (Director), John Stonebraker (Director).

**PRPD STAFF:**

Present: Dan Efseaff (District Manager), Kristi Sweeney (Assistant District Manager), Sarah Hoffman (Board Clerk), Jeff Dailey (Recreation Supervisor), Sunny Quigley (Administrative Assistant II), Sophia Munoz-Oliverez (Recreation Specialist)

**1.3 WELCOME GUESTS:**

Chairperson McGreehan welcomed guests.

Present: Chris Rauen

Present via-zoom: Michael Miller (citizen) and Jake Bentley (Assurance Development)

**2. PUBLIC HEARING- FINAL BUDGET**

Chairperson McGreehan followed the hearing procedure as outlined in the agenda. The Chairperson opened the Public Hearing at 10:05 AM.

Public Comment: None

Chairperson McGreehan closed the Public Hearing at 10:27 AM.

**MOTION:** Resolution #26-06-1-558 adopting the FY 2026-2027 Final Budget for Fund 2510 in the amount of \$6,197,100 ; and funds as detailed in Exhibit B. **MADE BY:** Rodowick. **SECOND:** Anderson. **Roll Call Vote: AYES:** 4 (McGreehan, Rodowick, Levey, Anderson). **NOES:** 1 (Stonebraker) **ABSENT:** 0.

**MOTION:** Adopt Resolution #26-06-2-559 adopting provisions for FY 2026-2027 Reserves. **MADE BY:** McGreehan. **SECOND:** Levey. **Roll Call Vote: AYES:** 4 (McGreehan, Rodowick, Levey, Anderson). **NOES:** 1 (Stonebraker) **ABSENT:** 0.

3. **PUBLIC COMMENT:** None

4. **CONSENT AGENDA**

4.1 **Board Minutes: Regular Meeting (May 13, 2026)**

4.2 **Payment of Bills/Disbursements (Warrants and Checks Report)  
Check #060540-060654 and ACHs**

4.3. **Fixed Asset Inventory Update- 1) 1998 Ford Windstar Van. 2) 1988 Ford Pick Up. 3) 2016 Ford F250.**

4.4. **Updated Salary Scale – The BOD will consider approving a revised employee salary scale for Fiscal Year 2026-2027. The Finance and Personnel Committees have reviewed the scale and recommend BOD consideration. Recommendation: Adopt the Salary Scale as presented.**

4.5. **Cell Tower Development. – Staff received an updated draft lease agreement from Assurance Development (Applicant) for a communications facility at Coutolenc Park. The updated agreement reflects an evolution from the original offer. Recommendation: Provide direction to staff to either: 1) Proceed with the proposed lease terms as presented, 2) Direct staff to negotiate further adjustments, or 3) Decline the proposal based on current terms.**

4.6. **Information Items (Acceptance only): Safety Committee Minutes (May 21, 2026)**

**MOTION:** Approve Consent Agenda item 4.2, 4.3, and 4.6 **MADE BY:** Rodowick. **SECOND:** Anderson. **Roll Call Vote: AYES:** 5 (McGreehan, Rodowick, Levey, Anderson, Stonebraker). **NOES:** 0. **ABSENT:** 0.

**Items pulled from Consent Agenda (4.1, 4.4, and 4.5)**

4.1 **Board Minutes: Regular Meeting (May 13, 2026)**

**MOTION:** Approve May 13, 2026, minutes with notes correction. **MADE BY:** Rodowick. **SECOND:** Levey. **Roll Call Vote: AYES:** 5 (McGreehan, Rodowick, Levey, Anderson, Stonebraker). **NOES:** 0. **ABSENT:** 0.

4.4. **Updated Salary Scale**

**MOTION:** Adopt the Salary Scale as presented. **MADE BY:** Rodowick. **SECOND:** Levey. **Roll Call Vote: AYES:** 5 (McGreehan, Rodowick, Levey, Anderson, Stonebraker). **NOES:** 0. **ABSENT:** 0.

4.5 **Cell Tower Development.**

Public Comment: Citizen Rauen

There was Board concurrence to bring this item back to a future Board Meeting after staff have collected more information.

There was board concurrence to take a 10-minute recess. The meeting recessed at 11:44 AM and returned at 11:54 AM.

## 5. COMMITTEE REPORTS:

- 5.1. Recreation and Park Committee (5/19/2026)
- 5.2. Personnel Committee (5/19/2026)
- 5.3. Finance Committee (5/21/2026)

## 6. OLD BUSINESS:

- 6.1. **Architectural and Engineering Services for the Lakeridge Park Building** – Staff recommends the selection of RGA (Consultant) to complete remaining architectural and engineering tasks to create construction drawings and bid documents for the building **Recommendation: Authorize the District Manager to complete the agreement with Consultant.**

Public Comment: Citizen Rauen

**MOTION:** Authorize the District Manager to complete the agreement with Consultant. **MADE BY:** Anderson. **SECOND:** Rodowick. **Roll Call Vote: AYES:** 4 (McGreehan, Rodowick, Levey, Anderson). **NOES:** 0. **ABSTENTION:** 1 (Stonebraker) **ABSENT:** 0.

## 7. NEW BUSINESS:

- 7.1. **Appropriation Limit Resolution (#26-06-3-560)** – The PRPD Board of Directors will consider adopting a resolution setting the District Appropriation Limit for Fiscal Year 2026-2027. **Recommendation: Approve resolution as presented.**

**MOTION:** Approve resolution as presented. **MADE BY:** Anderson. **SECOND:** Levey. **Roll Call Vote: AYES:** 5 (McGreehan, Rodowick, Levey, Anderson, Stonebraker). **NOES:** 0. **ABSENT:** 0.

## 8. REPORTS

- 8.1. District Report
- 8.2. Camp Fire Insurance Update

There was Board concurrence to move Board Comment to before Closed Session

## 9. BOARD COMMENT

There were comments from Director Anderson, Secretary Levey, Vice-Chairperson Rodowick, Director Stonebraker and Chairperson McGreehan.

There was board concurrence to take a 10-minute recess. The meeting recessed at 1:02 PM and returned at 1:11 PM.

The Board Chairperson called the meeting into closed session at 1:11 PM.

**9. CLOSED SESSION**

**9.1. 54957.6, Employee Salary and Wage Negotiations.**

**9.2. 54957(b)(1), Public Employee Performance Evaluation- District Manager Evaluation.**

The meeting came out of closed session at 1:49 PM.

Board Chairperson McGreehan stated that there was no discussion on wage and salary negotiations and that the District Manager received his annual evaluation.

**10. ADJOURNMENT:**

Chairperson McGreehan adjourned the meeting at 1:50 PM until the next Regular Board meeting, scheduled for July 8, 2026, at 6:00 PM. at the Terry Ashe Recreation Center.

---

Al McGreehan, Chairperson

---

Joleen Levey, Secretary

**PARADISE RECREATION & PARK DISTRICT**  
**COUNTY MONTHLY CHECK REGISTER**

**Fund 2510**

**JUNE**

CHECK	ISSUE DATE	VOID	PAYEE	SALARY AND BENEFITS	SERVICE SUPPLIES	FIXED ASSETS	NET CHECK	NOTES
*****								
060669-060694	6/10/2026		Payroll Summary	18,060.77	0.00	0.00	18,060.77	
*****								
Direct Deposit	6/10/2026		Payroll Summary	40,573.46	0.00	0.00	40,573.46	
*****								
060753-060802	6/24/2026		Payroll Summary	36,917.49	0.00	0.00	36,917.49	
*****								
Direct Deposit	6/24/2026		Payroll Summary	44,272.93	0.00	0.00	44,272.93	
*****								
060655	6/5/2026	X	JESSEE HEATING AND AIR CONDITI		0.00		0.00	
060656	6/5/2026		P.G.&E.		5,587.85		5,587.85	
060657	6/5/2026		PARADISE IRRIGATION DISTRICT		1.00		1.00	A
060658	6/5/2026		JEFF DAILEY		100.00		100.00	B
060659	6/5/2026		CEDAR CREEK		995.90		995.90	
060660	6/5/2026		ALPINE PORTABLE TOILET SERVICE		930.00		930.00	
060661	6/5/2026		DUNN EDWARDS PAINTS		116.61		116.61	
060662	6/5/2026		PARADISE POLICE DEPARTMENT - /		45.58		45.58	
060663	6/5/2026		PACIFIC LANDSCAPE SUPPLY INC		967.88		967.88	
060664	6/5/2026		ROTARY CLUB OF PARADISE		242.00		242.00	
060665	6/5/2026		AT&T		547.72		547.72	
060666	6/5/2026		HERITAGE LANDSCAPE SUPPLY		684.44		684.44	
060667	6/5/2026		PAIGE COON		100.00		100.00	Refund
060668	6/5/2026		SANTA BARBARA CONTROL SYSTEMS		959.81		959.81	
060696	6/12/2026		THOMAS ACE HARDWARE		2,624.53		2,624.53	
060697	6/12/2026		FOOTHILL MILL & LUMBER CO.		372.21		372.21	
060698	6/12/2026		STONE RIDGE TERMITE & PEST		280.00		280.00	
060699	6/12/2026		ACCULARM SECURITY SYSTEMS		88.00		88.00	
060700	6/12/2026		PARADISE IRRIGATION DISTRICT		3,042.29		3,042.29	
060701	6/12/2026		MAGOON SIGNS		426.08		426.08	
060702	6/12/2026		EMILIA ERICKSON		288.00		288.00	C
060703	6/12/2026		EXTRA SELF STORAGE		1,714.00		1,714.00	
060704	6/12/2026		FGL ENVIRONMENTAL		178.00		178.00	
060705	6/12/2026		ELIZA CARR		64.69		64.69	C
060706	6/12/2026		WILLIAM HAMBLETON ELECTRIC		510.00		510.00	
060707	6/12/2026		BUTTE COUNTY FIRE SAFE COUNCI		452.00		452.00	
060708	6/12/2026		LES SCHWAB TIRES		345.12		345.12	
060709	6/12/2026		P.G. & E.		463.17		463.17	
060710	6/12/2026		VERIZON WIRELESS		816.86		816.86	
060711	6/12/2026		KELLER SUPPLY COMPANY		2,911.40		2,911.40	
060712	6/12/2026		ANDREW MACHADO		45.00		45.00	Refund
060713	6/12/2026		TY SELLEAZE		40.00		40.00	Refund
060714	6/12/2026		PARADISE RIDGE CHAMBER OF CO		180.00		180.00	
060715	6/12/2026		PAYLESS BUILDING SUPPLY		135.61		135.61	
060717	6/19/2026		ANTHEM BLUE CROSS	17,801.11			17,801.11	
060718	6/19/2026		VOYA INSTITUTIONAL TRUST CO	500.00			500.00	
060719	6/19/2026		MISSION SQUARE RETIREMENT	1,632.69			1,632.69	
060720	6/19/2026		PARADISE RECREATIONA & PARK	40,573.46			40,573.46	D
060721	6/19/2026		SARAH HOFFMAN		15.00		15.00	C
060722	6/19/2026		JESSEE HEATING & AIR CONDITIONING		1,524.00		1,524.00	
060723	6/19/2026		ODP BUSINESS SOLUTIONS LLC		1,014.00		1,014.00	
060724	6/19/2026		ROTARY CLUB OF PARADISE		298.00		298.00	
060725	6/19/2026		FEATHER RIVER CENTER		800.00		800.00	
060726	6/19/2026		WATER WORKS PARK		957.00		957.00	

CHECK	ISSUE DATE	VOID	PAYEE	SALARY AND BENEFITS	SERVICE SUPPLIES	FIXED ASSETS	NET CHECK	NOTES
060727	6/19/2026		IRAYZ MOVEMENT		220.00		220.00	
060728	6/19/2026		BRIDGET RANGEL		129.50		129.50	C
060729	6/19/2026		NORTH STATE SCREENPRINTING & ATHLETIC		476.96		476.96	
060730	6/19/2026		ELAN FINANCIAL SERVICES		1,014.14		1,014.14	
060731	6/19/2026		COLUMBIA BANK		6,965.86		6,965.86	
060732	6/19/2026		KELLER SUPPLY COMPANY		440.86		440.86	
060733	6/19/2026		MELTON DESIGN GROUP		13,054.00		13,054.00	
060734	6/19/2026		APPLIED TESTING CONSULTANTS		1,366.00		1,366.00	
060735	6/19/2026		LINCOLN EQUIPMENT INC		717.51		717.51	
060736	6/19/2026		TOP NOTCH FORESTRY ASSOCIATES		3,800.00		3,800.00	
060737	6/19/2026		PRIMO BRANDS		222.28		222.28	
060738	6/19/2026		DEL ORO WATER COMPANY		99.48		99.48	
060739	6/19/2026		BUTTE COUNTY ENVIRONMENTAL HEALTH		1,005.00		1,005.00	
060740	6/19/2026		CALIFORNIA SPECIAL DISTRICT ASSOCIATION		690.10		690.10	
060741	6/19/2026		COLLISION MASTERS AND FRAMEWORK		1,525.96		1,525.96	
060742	6/19/2026		CPRS		1,020.00		1,020.00	
060743	6/19/2026		STREAMLINE		461.30		461.30	
060744	6/19/2026		INDUSTRIAL POWER PRODUCTS		1,256.82		1,256.82	
060745	6/19/2026		NORTHSTAR ENGINEERING		6,938.58		6,938.58	
060746	6/19/2026		COMCAST		895.78		895.78	
060747	6/19/2026		COMCAST		703.32		703.32	
060748	6/19/2026		EXTRA SELF STORAGE		100.00		100.00	
060749	6/19/2026		BASIC BENEFITS		71.40		71.40	
060750	6/19/2026		GLOBAL OFFICE INC		578.47		578.47	
060751	6/19/2026		ACME TOILET RENTALS LLC		451.79		451.79	
060752	6/19/2026		PG&E		133.38		133.38	
060803	6/26/2026		PRINCIPAL LIFE INSURANCE COMP/	283.43			283.43	
060804	6/26/2026		VOYA INSTITUTIONAL TRUST CO	500.00			500.00	
060805	6/26/2026		MISSION SQUARE RETIREMENT	1,632.69			1,632.69	
060806	6/26/2026		PARADISE RECREATION & PARK DI	1,138.46			1,138.46	E
060807	6/26/2026		PARADISE RECREATION & PARKS	44,272.93			44,272.93	D
060808	6/26/2026		ROMTEC		477,187.23		477,187.23	F
060809	6/26/2026		COMCAST		106.30		106.30	
060810	6/26/2026		ULINE		1,832.29		1,832.29	
060811	6/26/2026		TROVER CONSTRUCTION PROJECT MANAGEMEN		47,496.44		47,496.44	G
060812	6/26/2026		JC NELSON SUPPLY CO		1,884.80		1,884.80	
060813	6/26/2026		COMPUTERS PLUS		326.84		326.84	
060814	6/26/2026		CANNON FINANCIAL SERVICES INC		282.40		282.40	
060815	6/26/2026		ISOLVED		94.80		94.80	
060816	6/26/2026		PRO ACTIVE		340.00		340.00	
060817	6/26/2026		WEX BANK		4,581.16		4,581.16	
060818	6/26/2026		PEAK SOFTWARE SYSTEMS INC		1,246.00		1,246.00	
060819	6/26/2026		KENDAIL ARGEL		20.00		20.00	Refund
060820	6/26/2026		AMY ARNOLD		20.00		20.00	Refund
060821	6/26/2026		GLORIA ALVAREZ		75.00		75.00	Refund
060822	6/26/2026		JUAN COLE		40.00		40.00	Refund
060823	6/26/2026		JENNA GOMEZ		20.00		20.00	Refund
060824	6/26/2026		PATTY HESS		24.00		24.00	Refund
060825	6/26/2026		DAISY JACOB		100.00		100.00	Refund
060826	6/26/2026		CHRISTINA IFTISER		128.00		128.00	Refund
060827	6/26/2026		EVANIA KROSS		180.00		180.00	Refund
060828	6/26/2026		MEL KRUG		20.00		20.00	Refund
060829	6/26/2026		JENNIE LANZA		20.00		20.00	Refund
060830	6/26/2026		MARENA LLOYD		20.00		20.00	Refund
060831	6/26/2026		MASULA KIM		20.00		20.00	Refund
060832	6/26/2026		BECCA MORTIMER		60.00		60.00	Refund
060833	6/26/2026		SHASTA PALADE		20.00		20.00	Refund
060834	6/26/2026		DARCELLE POLIQUIN		20.00		20.00	Refund
060835	6/26/2026		HARRY BURLESON		1,323.00		1,323.00	

CHECK	ISSUE DATE	VOID	PAYEE	SALARY AND BENEFITS	SERVICE SUPPLIES	FIXED ASSETS	NET CHECK	NOTES
ACH	6/2/2026		ACH STATE PR TAX	3,757.61			3,757.61	
ACH	6/2/2026		ACH FED PR TAX	14,317.80			14,317.80	
ACH	6/22/2026		ACH STATE PR TAX	2,850.27			2,850.27	
ACH	6/22/2026		ACH FED PR TAX	16,927.08			16,927.08	
ACH	6/22/2026		ACH CALPERS	11,405.53			11,405.53	
ACH	6/26/2026		ACH STATE PR TAX	3,672.58			3,672.58	
ACH	6/26/2026		ACH FED PR TAX	22,567.64			22,567.64	
ACH	6/26/2026		ACH CALPERS	4,934.66			4,934.66	
ACH	6/26/2026		ACH CALPERS	11,192.54			11,192.54	
*****								
<b>TOTALS</b>				<b>215,262.15</b>	<b>612,690.50</b>	<b>0.00</b>	<b>827,952.65</b>	
<b>GRAND TOTALS</b>				<b>270,240.41</b>	<b>612,690.50</b>	<b>0.00</b>	<b>882,930.91</b>	

Refund = 972.00

Notes:

- A) Payment for Paradsie Lake
- B) Start up money for the Paradise pool
- C) Reimbursements
- D) Transferring funds to the Five Star Bank account for direct deposit payroll
- E) FSA deposit
- F) Aquatic Center Rebuild
- G) Project management for Aquatic Center, Bille Park, Lakeridge Park, and Shop Reconstruction



- 2026 Internal Accident/Incident Summary
  - None

d. WORKERS' COMPENSATION REPORTS:

- Workers Compensation Open Detail Report since May 31,2026
  - Open Claim for 4A23036N0290001
  - Open Claim for 4A26048B6D30001
  - Open Claim for 4A2512PMXVL0001

**4. MISCELLANEOUS:**

- There was a quick mention of keeping up with site inspections.

Next Safety Meeting Date: July 16, 2026, at 8:30 a.m.

Facilitator: Sarah Hoffman

Adjourned: 8:43 AM

---

Sarah Hoffman, Safety Committee Secretary

---

Date:

cc: CAPRI  
PRPD Board

[https://paradisepd.sharepoint.com/sites/BODMeeting/Shared Documents/Safety Committee/2026/SC\\_26.0618/26.0618.SC.Minutes.Draft.docx](https://paradisepd.sharepoint.com/sites/BODMeeting/Shared Documents/Safety Committee/2026/SC_26.0618/26.0618.SC.Minutes.Draft.docx)

# Recreation and Park Committee Report

June 16, 2026



DATE: 6/30/2026  
TO: Board of Directors  
FROM: Sarah Hoffman, Executive Assistant  
SUBJECT: Recreation and Park Committee Report

**Attendance:** Committee Members: Al McGreehan, Chair; Robert Anderson, Member  
Staff Members: Dan Efseaff, District Manager; Assistant District Manager, Kristi Sweeney; Sarah Hoffman, Executive Assistant

Guest: Citizen Rauen

The meeting convened at 1:34 PM.

The Committee met to:

## 1. Project Updates

District Manager Efseaff went through project updates on the Paradise Pool, Aquatic Building, Lakeridge, Bille Park, the Shop Property and the playground at Moore Road Ball Park.

The committee then went into Closed Session at 2:04 PM.

### **CLOSED SESSION:**

**The Committee will meet in Closed Session pursuant to California Government Code Section:**

**Section 54956.8 – Potential Interest in Real Estate Negotiations Related to Park Expansion within District Boundaries.**

The committee returned from Closed Session at 2:58

### **REPORT ON CLOSED SESSION:**

The Committee Chair, McGreehan, gave a brief report on the items discussed in Closed Session and stated that direction was given to the District Manager regarding the properties discussed.

**The meeting adjourned at 2:59 PM.**

[https://paradisepd.sharepoint.com/sites/BODMeeting/Shared Documents/\\_Committee.Rec.Park/2026/RPC\\_26.0616/RPC.Report.26.0616.docx](https://paradisepd.sharepoint.com/sites/BODMeeting/Shared Documents/_Committee.Rec.Park/2026/RPC_26.0616/RPC.Report.26.0616.docx)  
7/1/2026

# Finance Committee Report

June 25, 2026



DATE: 6/30/2026  
TO: PRPD Board of Directors  
FROM: Sarah Hoffman, Executive Assistant  
SUBJECT: Finance Committee Report

**Attendance:** Committee Members: John Stonebraker, Chairperson; and Al McGreehan, Member  
Staff Members: Dan Efseaff, District Manager; Kristi Sweeney, Assistant District Manager; Catherine Merrifield, District Accountant; Sarah Hoffman, Executive Assistant.

Guest: Citizen Rauen

Chair Stonebraker called the meeting to order at 1:31 PM

## The Committee met to:

### 1. Revised Fee Structure for Facilities

District Manager Efseaff introduced the item and then passed it to Assistant District Manager Sweeney who went over the various changes to the fee structure. She then went over the fees that were added to the schedule regarding the use of the Paradise Community Center. There were many questions asked and staff provided feedback. The Chair then opened it up for public comment in which Citizen Rauen made a comment. After the item was discussed, the committee gave concurrence to bring this item to the Full Board.

The Committee adjourned at 3:11 PM

[https://paradisepprd.sharepoint.com/sites/BODMeeting/Shared Documents/\\_Committee.Finance/2026/FC\\_26.0625/FC.Report.26.0625.docx](https://paradisepprd.sharepoint.com/sites/BODMeeting/Shared Documents/_Committee.Finance/2026/FC_26.0625/FC.Report.26.0625.docx)  
7/1/2026



DATE: 6/29/2026  
TO: Board of Directors  
FROM: Kristi Sweeney, Assistant District Manager  
Dan Efseaff, District Manager  
SUBJECT: Update of Rental Fee Schedules

## Summary

Over the past decade, the District Board of Directors have adopted rental fee schedules for 1) facility rentals (in November 2016, effective on January 3, 2017), 2) visitor fees for Paradise Lake (June 2020), and 3) medallion fees for the Paradise Welcome sign (March 2022). To account for inflation and other costs, Staff recommends an interim updated fee schedule for any new reservations. **Recommendation:** *Adopt the proposed fee schedule (effective July 9, 2026).*

## 1. Background

As noted in the District FY 2026-2027 Budget Narrative: Recommendations To improve the District's financial and budgetary processes, and to improve institutional learning, staff propose several recommendations for the next FY and in the next budget cycle. These include:

1. Implement **fee schedules** for rentals, reservations, parking, and class fees. As part of the Uniform pricing and contract practices will facilitate planning, forecasting, and budgeting.

Since 2022, staff have developed a cost-based fee structure approach and presented the methodology and modeling to the Finance Committee on several occasions for review and direction. During the May 2026 Finance Committee meeting, the committee supported the staff recommendation to apply an inflation-adjusted multiplier to the adopted fee structure so the new rates could take effect at the beginning of FY 2026-2027. Staff and Finance Committee members will continue refining the cost-based fee structure and will present their recommendations to the Board. Staff anticipate BOD consideration at the November 2026 meeting. Calculations utilize the existing 4-hour rental block structure for most parks and facilities with additional hourly rates.

As an objective approach, Staff used the Bureau of Labor Statistics (BLS) inflation calculator to identify the appropriate inflation rate multiplier for fees (based on the value of \$1 dollar in the month and year the fees were adopted, versus May 2026). Since these were adopted at different time periods, staff applied a different multiplier based on the year of adoption. These may be summarized as:

- 2017 (all sites and facilities at the time): 1.38
- 2020 (Paradise Lake): 1.30
- 2022 (Paradise welcome sign): 1.17

In addition to the inflation multiplier rate staff adjusted the updated fee structure up to the nearest \$5 increment (**Attachment A shows adopted fees in 2016 that went into effect in January 2017, Attachment B shows proposed fees**).

Because the Paradise Community Center (PCC) does not have an existing fee structure, staff developed an interim fee schedule that will be replaced with the cost-based fee structure once approved. The interim fee (for example per 4-hour block) is based on the following procedure:

- Use the per area inflation-adjusted rental rate for the interior of the Terry Ashe Recreation Center (TARC) divided by the TARC's rentable area (4,200 square feet), which results in a rate of \$0.25 per square foot.
- Multiply this value by the square footage of each PCC non-kitchen room to establish the proposed rates.
- Recreation rate was set at 50% of the public rate.

Staff split kitchen rentals:

- Warming-kitchen
  - The equipment available for use with a warming kitchen rental is limited to refrigerator units, sinks, ovens, and warming trays.

- The warming kitchen rate is higher because of the high replacement or repair costs of commercial-grade kitchen equipment.
- Rental rate: \$0.30 per square foot.
- Full commercial kitchen.
  - Commercial kitchen rentals require food handler's licensing and special insurance but allow for full use of equipment available. The commercial kitchen rate is higher because of the more intensive equipment usage for commercial kitchen food preparation and the high replacement or repair costs of commercial-grade kitchen equipment.
  - Rental rate: \$0.50 per square foot
  - Deposit rate: \$500 (per recommendation from the District's insurance company)

The proposed fee structure updates the maintenance and lifeguard staff rates by the 2017 inflation multiplier. The District's encumbrance rate (30% for full time and 15% for part time) was also applied to cover the employer taxes and benefits costs for these staff. The 2017 fee structure lists staffing rates that fall below current minimum wage requirements in some cases, including a lifeguard rate of \$14 per hour.

## 2. Fiscal Impact

The fee update is needed to offset costs related to inflationary costs. The District planned to update fees for analysis and revisions on a regular interval; however, the impacts of the Camp Fire and Covid delayed that consideration. Since the time of adoption, wages and inflation rates soared, causing a ripple effect across minimum wage rates, insurance and supplies required to maintain parks and facilities. While significant upgrades, the fees are likely to still reflect a subsidized rate and this will be more closely analyzed with the upcoming analysis of a cost-based approach to fee development. The Finance Committee and staff recognize the need to update the current fee schedule immediately to address cost increases that have accumulated over the past nine years as an interim measure towards the new updated schedules.

## 3. Committee Recommendation

The Finance Committee members supported the staff recommendation to use an interim inflation-adjusted fee schedule based on adopted fee schedules. The committee agreed with the interim approach for standard PCC rooms and a higher rate for the kitchen would serve as an appropriate fee schedule while staff and committee members complete the cost-based fee analysis and local market comparison.

## 4. Discussion

The recommended price increases across the various District parks and facilities are an important step toward improving the District's financial sustainability. By applying the inflation-adjustment multiplier, the District will improve its cost-recovery rate for maintaining parks and facilities. The proposed fee structure increases transparency by replacing "Negotiated" rates with specific rental charges and makes the PCC available for public rentals. Currently the public cannot rent the PCC because the District doesn't yet have Board adopted rental rates. Staff have already compiled a list of individuals interested in renting the facility once the Board adopts those rates. The Paradise welcome sign medallions will be revisited with the cost-based fee structure staff are developing and reviewing with Finance Committee members.

If adopted, the new, interim fee structure would apply to new rentals only. Any existing rental would remain at the price identified at the time of the reservation.

### Attachments:

- A. 2016 Adopted Fee Schedule
- B. Proposed Interim Fee Schedule

[https://paradisepprd.sharepoint.com/sites/BODMeeting/Shared Documents/\\_BOD/2026/26.0708/BOD.Rental.Reservation.Fee.26.0629.docx](https://paradisepprd.sharepoint.com/sites/BODMeeting/Shared Documents/_BOD/2026/26.0708/BOD.Rental.Reservation.Fee.26.0629.docx)  
7/2/2026

**Paradise Recreation and Park District**  
 6626 Skyway – Paradise, CA 95969  
 872-6393

***Terry Ashe Recreation Center***  
 6626 Skyway, Paradise

**FACILITY INFORMATION**

<i>Room</i>	<i>Dimensions</i>	<i>Quiet Use</i>	<i>Active Use</i>	<i>Dining</i>	<i>Max. Fire Capacity</i>
<i>(Maximum usage figures are approximate)</i>					
Room A	28' x 30'	110	85	95	180
Room B	28' x 55'	190	140	155	313
Room A/B	28' x 85'	300	225	250	493
Room C	18' x 50'	125	75	90	180
Room D	20' x 30'	60	40	55	118
Slab Area	59' x 96' (outdoor basketball court at Recreation Center)				
Arbor/BBQ	18' x 20'			24	

**Quiet Use:** Lectures, video presentations, etc.  
**Active Use:** Arts and crafts, dancing & games  
**Dining:** Serving food; tables and chair set up  
**Maximum Fire Capacity:** Total persons allowed by the Town of Paradise Fire Marshal

**FEES**

Fees are based on a four (4) hour period. Additional time may be added at an extra cost per hour as shown below.

**Inside Facilities at Terry Ashe Recreation Center**

<b>Room</b>	<b>Schedule A (Recreation Rate)</b>	<b>Schedule B (Regular Rate)</b>
A	\$29.00/per 4 hrs + \$9.00/hr	\$97.00/per 4 hrs + \$29.00/hr
B	\$44.00/per 4 hrs + \$13.00/hr	\$145.00/per 4 hrs + \$44.00/hr
A/B	\$58.00/per 4 hrs + \$17.00/hr	\$194.00/per 4 hrs + \$58.00/hr

**Paradise Recreation and Park District**  
 6626 Skyway – Paradise, CA 95969  
 872-6393

***Terry Ashe Recreation Center***  
 6626 Skyway, Paradise

**Inside Facilities at Terry Ashe Recreation Center** *(Continued from Previous Page)*

Fees are based on a four (4) hour period. Additional time may be added at an extra cost per hour as shown below.

<u>Room</u>	<u>Schedule A</u> (Recreation Rate)	<u>Schedule B</u> (Regular Rate)
C	\$29.00/per 4 hrs + \$9.00/hr	\$97.00/per 4 hrs + \$29.00/hr
D	\$29.00/per 4 hrs + \$9.00/hr	\$97.00/per 4 hrs + \$29.00/hr
Kitchen	\$29.00/per 4 hrs + \$9.00/hr	\$97.00/per 4 hrs + \$29.00/hr
TOTAL		
INSIDE AREA	\$232.00/per 4 hrs + \$70.00/hr	\$774.00/per 4 hrs + \$232.00/hr

*A special potluck fee is available for groups that meet at the Terry Ashe Recreation Center on a regular basis and meet the standards of a Schedule A usage as set forth in this policy. This is for a usage not to exceed 6 hours. Additional fee charged if over 6 hours.*

<i>Room</i>	<i>\$48.00</i>
<i>Kitchen</i>	<i>\$24.00</i>
<i>Maintenance</i>	<i>- 0 - (Saturday/Sunday additional fee is \$21.00 per hour)</i>
<i>TOTAL</i>	<i>\$72.00</i>

***Terry Ashe Recreation Center***  
 6626 Skyway, Paradise

**Outdoor Facilities at Terry Ashe Recreation Center**

Fees are based on a four (4) hour period. Additional time may be added at an extra cost per hour as shown below.

<b><u>Description</u></b>	<b><u>Schedule A</u> (Recreation Rate)</b>	<b><u>Schedule B</u> (Regular Rate)</b>
Gazebo	\$21.00/per 4 hrs + \$6.00/hr	\$46.00/per 4 hrs + \$14.00/hr
Picnic Area	\$11.00/per 4 hrs + \$3.00/hr	\$19.00/per 4 hrs + \$6.00/hr
Slab Area	\$29.00/per 4 hrs + \$9.00/hr	\$97.00/per 4 hrs + \$29.00/hr
Arbor/BBQ Area	\$21.00/per 4 hrs + \$6.00/hr	\$46.00/per 4 hrs + \$14.00/hr
Grass Area	Negotiated fee for Schedule A & B	
TOTAL OUTDOOR AREA	Negotiated fee for Schedule A & B	

COMPLETE FACILITY: Negotiated fee for total indoor and outdoor usages.

ALCOHOL USAGE: Insurance and \$200.00 deposit required.  
 (Pages 15 – 17) Attach Alcohol Usage Policy to Application

**Paradise Recreation and Park District**  
 6626 Skyway – Paradise, CA 95969  
 872-6393

***Aquatic Park / Paradise Swim Pool***  
 5600 Recreation Drive, Paradise

Fees are based on a 4-hour period. Additional time may be added at an extra cost per hour as shown below.

<u>Description</u>	<u>Schedule A</u> (Recreation Rate)	<u>Schedule B</u> (Regular Rate)
Aquatic Park Recreation Bldg. (15' x 38')	\$29.00/per 4 hrs + \$9.00/hr	\$97.00/per 4 hrs + \$29.00/hr
<b>Quiet Use:</b> 30 persons	<b>Maximum Fire Capacity:</b> 40	
<b>Active Use:</b> 15 persons	<b>Potluck:</b> 20 persons	

Fees are based on a 4-hour period. Additional time may be added at an extra cost per hour as shown below.

<u>Description</u>	<u>Schedule A</u> (Recreation Rate)	<u>Schedule B</u> (Regular Rate)
Picnic Areas Individual sites	\$11.00/per 4 hrs + \$3.00/hr	\$19.00/per 4 hrs + \$6.00/hr
Group Reservations Barbeque Area ( <u>Under</u> 50 persons)	\$26.00/per 4 hrs + \$8.00/hr	\$61.00/per 4 hrs + \$18.00/hr
Group Reservations Barbeque Area (50 – 100 persons)	\$40.00/per 4 hrs + \$12.00/hr	\$91.00/per 4 hrs + \$27.00/hr
Group Reservations Barbeque Area (Over 100 persons)	\$53.00/per 4 hrs + \$16.00/hr	\$109.00/per 4 hrs + \$33.00/hr
Arbor	\$21.00/per 4 hrs + \$6.00/hr	\$48.00/per 4 hrs + \$17.00/hr
Volleyball Court	\$8.00/per 2 hrs + \$2.00/hr	\$12.00/per 2 hrs + \$4.00/hr

*(Fees based on 2-hour period – includes net and ball. A \$25.00 security deposit is required)*

***Aquatic Park / Paradise Swim Pool***  
5600 Recreation Drive, Paradise

**Aquatic Park Swim Pool**

GROUP RATES: For private parties wishing to rent the pool during time not normally used by the public, the following rates are established:

*Lifeguard: \$14.00 per hour      Pool Fee: \$66.00 per hour*

2-hours      *\$188.00*  
*(includes 2 lifeguards at \$56.00 and pool usage fee at \$132.00)*

1.5-hours      *\$141.00*  
*(includes 2 lifeguards at \$42.00 and pool usage fee at \$99.00)*

1-hour      *\$94.00*  
*(includes 2 lifeguards at \$28.00 and pool usage fee at \$66.00)*

Lifeguard to patron ratio requirement:

- 1- 50 patrons = 2 lifeguards
- 51 – 150 patrons = 3 lifeguards
- 151 - 255 patrons = 4 lifeguards

**SCHOOL RENTALS:**

The Paradise Pool will be available to schools and classes for “end of the year” pool parties the last week of school, if lifeguard staff is available. One hour blocks will be available for rental as follows:

- 8:30 a.m. – 9:30 a.m.
- 9:30 a.m. – 10:30 a.m.
- 10:30 a.m. – 11:30 a.m.
- 11:30 a.m. – 12:30 p.m.
- 12:30 p.m. – 1:30 p.m.
- 1:30 p.m. – 2:30 p.m.

NOTE: Classes will be made to exit pool at 10 minutes before the hour on the last hour of their rental so we can transition to the next group coming in.

FEES: \$1.00 per user per hour (minimum of 20 users). A user is anyone with your group who will be inside the pool facility whether swimming or not. Fees are due at least one week in advance of your party at the Paradise Recreation and Park District office.

**School or Daycare Groups of 10 or more may come to regular recreation swim at the special group rate of \$1.50 per user.**

**Paradise Recreation and Park District**  
6626 Skyway – Paradise, CA 95969  
872-6393

***Concow Swim Pool***  
Golden Feather School District  
11679 Nelson Bar Road - Oroville

GROUP RATES for private parties wishing to rent the pool during time not normally used by the public, the following rates have been established:

*Lifeguard:     \$14.00 per hour*  
*Pool Fee:       \$45.00 per hour*

2-hours         \$155.00  
*(includes 2 lifeguards at \$56.00 and pool usage fee at \$99.00)*

1-hour          \$78.00  
*(includes 2 lifeguards at \$28.00 and pool usage fee at \$50.00)*

Lifeguard to patron ratio requirement:  
1 – 50 patrons = 2 lifeguards



**Paradise Recreation and Park District**  
 6626 Skyway – Paradise, CA 95969  
 872-6393

***Moore Road Ball Parks & Paradise High School Lighted Field***  
 6705 Moore Road – Paradise      5911 Maxwell Drive - Paradise

(Continued from Previous Page)

<u>HOURS</u>	<u>APPROX. TIME</u>	<u>DAY</u>	<u>ITEMS</u>
4	5:30 – 9:30 a.m.	Sunday	Drag, line, water & prepare in-fields; empty trash cans & replace with new liners; clean & stock restrooms; assist tournament director; lock up all tools and equipment.
2	2:00 – 3:00 p.m.	Sunday	Check restrooms; pick up papers and trash; empty trash cans; assist tournament director; general clean up of paper and trash; Quick in-field preparation.

12 hours sub-total for Saturday and Sunday plus 2 hours Monday for general clean up, haul garbage and other maintenance as needed = 14 total hours.

*Note: Automatic sprinklers should be turned off. Extra trash cans available and all supplies stocked and dumpster should be empty.*

- Concession Stand: The District has an agreement with Paradise Little League concerning the concession stand.
- Paradise Recreation and Park District policies shall be enforced by the tournament director.
- Out-of-town tournaments will not be scheduled on the same date as major horse show events and vice versa.
- Tournament fees shall be paid 30 days in advance
- Lights shall be turned off at 11:00 p.m.
- Teams must provide the District with a Certificate of Liability Insurance naming the District as additional insured at least two weeks prior to the date of the event. Such liability coverage shall include the minimum amount of \$1,000,000.00 (single limit) per accident and \$1,000,000.00 per occurrence.

**Paradise Recreation and Park District**

6626 Skyway – Paradise, CA 95969

872-6393

***Bille Park***

501 West Bille Road, Paradise ~ 6261 West Wagstaff Road

**Bille Park Facility and Fee Information:**

Fees are based on a 4-hour period. Additional time may be added at an extra cost per hour as shown below. **This facility has amplified sound restrictions.**

<b><u>Description</u></b>	<b><u>Schedule A</u> (Recreation Rate)</b>	<b><u>Schedule B</u> (Regular Rate)</b>
Picnic Areas Individual sites	\$11.00/per 4 hrs + \$3.00/hr	\$19.00/per 4 hrs + \$6.00/hr
Council Circle	\$21.00/per 4 hrs + \$6.00/hr	\$46.00/per 4 hrs + \$14.00/hr
Group Reservations Meadow or Barbeque Area ( <u>Under</u> 50 persons)	\$26.00/per 4 hrs + \$8.00/hr	\$61.00/per 4 hrs + \$18.00/hr
Group Reservations Meadow or Barbeque Area (50 - 100 persons)	\$40.00/per 4 hrs + \$12.00/hr	\$91.00/per 4 hrs + \$27.00/hr
Group Reservations Meadow or Barbeque Area ( <u>Over</u> 100 persons)	\$53.00/per 4 hrs + \$16.00/hr	\$121.00/per 4 hrs + \$36.00/hr
Group Reservations Covered Structure ( <u>Under</u> 50 persons)	\$53.00/per 4 hrs + \$16.00/hr	\$121.00/per 4 hrs + \$36.00/hr
Group Reservations Covered Structure (50 – 100 persons)	\$80.00/per 4 hrs + \$24.00/hr	\$182.00/per 4 hrs + \$55.00/hr
Group Reservations Covered Structure ( <u>Over</u> 100 persons)	\$107.00/per 4 hrs + \$32.00/hr	\$242.00/per 4 hrs + \$75.00/hr
Group Reservations Gazebo	\$26.00/per 4 hrs + \$8.00/hr	\$61.00/per 4 hrs + \$18.00/hr
Group Reservations Kitchen	\$26.00/per 4 hrs + \$8.00/hr	\$61.00/per 4 hrs + \$18.00/hr

***Miscellaneous Information***  
Paradise Recreation and Park District  
Facility and Fee Information

**Equipment Rentals:**

Description

Picnic Kit	\$17.00 (\$50.00 deposit required – Deposit will not be refunded if equipment is damaged or missing) Includes: Frisbee, football, & whiffle bat and ball (Volleyball and net, if requested)
Volleyball Net & Ball	\$11.00 (\$25.00 deposit required – Deposit will not be refunded if equipment is damaged or missing)
Booths 8' x 8'	Wood only \$33.00 (\$25.00 deposit per booth required – Deposit will not be refunded if equipment is damaged or missing)
Tables & Chairs	\$15.00 per table (8 foot) (\$25.00 deposit per table required – Deposit will not be refunded if equipment is damaged or missing)  \$0.75 per chair (\$25.00 deposit per 20 chairs required – Deposit will not be refunded if equipment is damaged or missing)
Portable Toilets	If needed, group must provide at their cost. The District does not have portable toilets.

**Horse Arena and Archery Range:** No Facility Reservations Available.  
(Under direction by Agreement of the Paradise Horseman's Association and the Paradise Bow Hunters Association)

**Paradise Memorial Park** (Under the direction of Gold Nugget Museum)

**Crain Park, & Coutolenc Park:** Minimum \$33.00 plus additional fees as required.

**Bounce House and Other Portable Play Structures:** Prior District Manager approval required - Designated areas only. \$28.00 plus maintenance fee, if assistance is requested.

**PARADISE RECREATION & PARK DISTRICT**

**RENTAL FEES:**

FACILITY	PROPOSED RECREATION RATES		PROPOSED PUBLIC RATES	
	4 Hour Block	Each Additional Hour	4 Hour Block	Each Additional Hour
<b><i>Terry Ashe Recreation Center</i></b>				
Room A	\$ 45	\$ 15	\$ 135	\$ 45
Room B	\$ 65	\$ 20	\$ 205	\$ 65
Rooms A & B	\$ 85	\$ 25	\$ 270	\$ 85
Room C	\$ 45	\$ 15	\$ 135	\$ 45
Room D	\$ 45	\$ 15	\$ 135	\$ 45
Kitchen	\$ 45	\$ 15	\$ 135	\$ 45
Gazebo	\$ 30	\$ 10	\$ 65	\$ 20
Arbor / BBQ Area	\$ 30	\$ 10	\$ 65	\$ 20
Picnic Area	\$ 20	\$ 5	\$ 30	\$ 10
Basketball Court / Slab	\$ 45	\$ 15	\$ 135	\$ 45
Grass Area	\$ 210	\$ 45	\$ 415	\$ 85
Total Outside Area - all day use	\$ 1,105		\$ 2,210	
Total Inside Area	\$ 325	\$ 100	\$ 1,070	\$ 325
Tech Cart	\$ 10		\$ 10	
Maintenance Fees (4 hours)	\$ 145	\$ 40	\$ 145	\$ 40
Setup/Takedown Cost (once per reservation unless there are multiple setup/takedowns)	\$ 40		\$ 40	
Alcohol Deposit + Proof of Insurance	\$ 280.00		\$ 280.00	

<b><i>Paradise Community Center</i></b>				
Room 1	\$ 245	\$ 50	\$ 490	\$ 100
Room 2	\$ 220	\$ 45	\$ 435	\$ 90
Rooms 1 & 2	\$ 370	\$ 75	\$ 740	\$ 150
Room 3	\$ 105	\$ 25	\$ 205	\$ 45
Room 4	\$ 70	\$ 15	\$ 135	\$ 30
Kitchen - Warming Use Only	\$ 160	\$ 35	\$ 320	\$ 65
Kitchen - Full Commercial Kitchen *Licensing and insurance requirements apply	\$ 265	\$ 55	\$ 530	\$ 110
Front Entrance Patio	\$ 20	\$ 5	\$ 40	\$ 10
Picnic Area	\$ 10	\$ 5	\$ 20	\$ 5
Total Outside Area - all day use	\$ 250	\$ 50	\$ 500	
Total Inside Area	\$ 750	\$ 150	\$ 1,500	\$ 300
Tech Cart	\$ 10		\$ 10	

Maintenance Fees (4 hours)
Setup/Takedown Cost (once per reservation unless there are multiple setup/takedowns)
Alcohol Deposit + Proof of Insurance
Commercial Kitchen Deposit

\$	145	\$	40
\$	40		
\$	275		
\$	500		

\$	145	\$	40
\$	40		
\$	275		
\$	500.00		

<b>Bille Park &amp; Expansion</b>	
Group Picnic or Meadow Area (under 50 ppl)	
Group Picnic or Meadow Area (50 - 100 ppl)	
Group Picnic or Meadow Area (over 100 ppl)	
Individual Picnic Areas	
Counselor Circle	
Bounce House - Site Designation(Maint. & Ins. Req.)	
Pavillion (under 50 ppl)	
Pavillion (50 - 100 ppl)	
Pavillion (over 100 ppl)	
Pavillion Kitchen	
Small Gazebo	
Maintenance Fees (4 hours)	
Setup/Takedown Cost (once per reservation unless there are multiple setup/takedowns)	

\$	40	\$	15
\$	60	\$	20
\$	75	\$	25
\$	20	\$	5
\$	30	\$	10
\$	35		
\$	75	\$	25
\$	115	\$	35
\$	150	\$	45
\$	40	\$	15
\$	40	\$	15
\$	145	\$	40
\$	40		

\$	85	\$	25
\$	130	\$	40
\$	170	\$	50
\$	30	\$	10
\$	65	\$	20
\$	35		
\$	170	\$	50
\$	255	\$	80
\$	335	\$	105
\$	85	\$	25
\$	85	\$	25
\$	145	\$	40
\$	40		

<b>Aquatic Park (Rotary Park)</b>	
Group Picnic Area (under 50 ppl)	
Group Picnic Area (50 - 100 ppl)	
Group Picnic Area (over 100 ppl)	
Arbor	
Bounce House - Site Designation(Maint. & Ins. Req.)	
Individual Picnic Sites	
Fenced in Picnic Area Adj. to Pool (under 50 ppl)	
Fenced in Picnic Area Adj. to Pool (50 - 100 ppl)	
Volleyball Courts	
Maintenance Fees (4-hours)	
Setup/Takedown Cost (once per reservation unless there are multiple setup/takedowns)	

\$	40	\$	15
\$	60	\$	20
\$	75	\$	25
\$	30	\$	10
\$	35	\$	-
\$	20	\$	5
\$	30	\$	10
\$	45	\$	15
\$	15	\$	5
\$	145	\$	40
\$	40		

\$	85	\$	25
\$	130	\$	40
\$	155	\$	50
\$	70	\$	25
\$	35		
\$	30	\$	10
\$	60	\$	20
\$	85	\$	25
\$	20	\$	10
\$	145	\$	40
\$	40		

<b>Paradise Lake</b>	
Picnic Area (1 - 25 ppl)	
Picnic Area (26 - 50 ppl)	
Picnic Area (51 - 100 ppl)	
Gazebo	

\$	40	\$	10
\$	65	\$	15
\$	130	\$	30
\$	130	\$	30

Daily Parking
Daily Boat/Parking
Annual Parking/Boat Pass
Disabled Parking w/ Disabled Placard

\$	5	
\$	15	
\$	40	
	No Charge	

<b>Crain Memorial Park (Concow)</b>
General usage

\$ 45

<b>Moore Road Ball Park</b>
<b>Practice Usage</b>
Small Field 1.5-Hour
Large Field 1.5-Hour
<b>Tournaments</b>
All Day (9am - 11pm, with night lights)
Half Day (9am - 4pm, no lights)
Half Day (4pm - 11pm, with lights)

<b>Day</b>	<b>Night</b>
\$ 20	\$ 30.00
\$ 20	\$ 30.00
\$ 250	
\$ 110	
\$ 145	

<b>Paradise Pool</b>
Private Use - 2 hrs
Private Use - 1.5 hrs
Private Use - 1 hr
Lifeguard Fee (Minimum of 2 Required)

\$ 185
\$ 140
\$ 95
\$25.00/hr/guard

<b>Concow Pool</b>
Private Use - 2 hrs.
Private Use - 1 hr.
Lifeguard Fee (Minimum of 2 Required)

\$ 140
\$ 70
\$25.00/hr/guard

<b>Miscellaneous</b>
Electronic Sign Posting

\$70 first week, \$35 second and third weeks, then repeats



DATE: 6/26/2026  
TO: PRPD Board of Directors (BOD)  
FROM: Dan Efseaff, District Manager  
SUBJECT: Monthly District Report

## Monthly Report

### 1. Updates

- a. Recreation Specialist New Hire - The District has filled the position of the Recreation Specialist (Marketing and Events) which was last held by Kristen Dehart. After interviewing several great candidates, the District selected Olivia Longstaff who has many years of event and community engagement experience. Olivia has been here for 2 weeks now and has fit into the PRPD family seamlessly.
- b. Magalia Paradise Lake Loop Trail - On 6/22/2026, the USFS issued an executed agreement for work on the trail. This is an important step to getting access to build and maintain the trail.

### 2. Administrative and Visitor Services

- a. Front Office- The front office has been busy with camp registrations and continues to train on the new reservation and recreation registration software. The dynamic duo has also started transferring existing reservations to the new software and contacting those who have made reservations to create an account in the new system so they can receive notices and updates about their reservation should there be any.

### 3. Finance

- a. Routine Reports – Balance Sheet (Attachment A), Year to Date (YTD) Profit & Loss Budget vs. Actual (Attachment B), Monthly Profit & Loss (Attachment C), Investment and Reserve (Attachment D&G), Meeder Report (Attachment E&H), and California Class (Attachment F&I).
  - i. Received payments from N2N, OPR, Elements, and BRIC grants for a total of \$239,559.62
  - ii. Received final payment from Paradise Community Center Board \$29,870.96
- b. Impact Fees - For the month of June, the District received a total of \$6,067.82 in impact fees.
- c. Investments –
  - i. Five Star Bank Interest deposits: Investment Money Market = \$1,647.07 and Grant Money Market = \$3,844.51
  - ii. Meeder Investments: \$50,235.98
  - iii. California Class: \$3,416.52
  - iv. Tri Counties Bank: \$1,546.53

### 4. Parks

- a. Defensible Space Clearing – Maintenance staff have been working diligently on clearing ALL the properties for defensible space. The new “Trail Crew” has been very helpful on this task.
- b. Paradise Pool - Everything has been going very smoothly so far at the pool. It's a very welcome relief to have it operating and looking good.
- c. Moore Rd. Facilities – The maintenance staff has installed more netting around the outfield fence on Field #2. Balls are often hit over the fence and when the Paradise Horseman's Association are having an event, the fly balls create a hazard.

## 5. Recreation

- a. Ridge Hiking Association – 24 hikers joined PRPD staff and Paradise Stronger for a morning of wellness at Paradise Lake. This month we enjoyed a 4-mile hike and then a beautiful kayaking session after. BIG shout out to volunteer hiking leads, Maria-Media and Bryon, for always showing up with a positive attitude and smile. Additional shout out to the PRPD kayaking staff for providing the kayaking session (Figures 1 and 2).
- b. Spring Valley Expanded Learning Program – The Spring Valley Expanded Learning Program is underway with 25 students, six PRPD staff, and two Spring Valley staff participating in a summer full of field trips, outdoor recreation, water safety, and enrichment activities. Already halfway through the program, participants have taken part in boating safety at the Forebay Aquatic Center, hiking and fishing at Paradise Lake, kayaking at Paradise Lake, a visit to Redding Water Park, solar s'mores, a wildfire preparedness presentation with Wildfire Ready Raccoon, esports at the Terry Ashe Recreation Center, disc golf at Magalia Community Park, and climbing at Terrain Park. The first three intensive weeks wrapped up with slip and slides and a BBQ at Aquatic Park. Students have also ended each program day with swimming at the Concow Pool, providing a consistent cool-down and recreation component to the summer schedule (Figures 3 through 6).
- c. Elements Program - The Elements program continued its summer season with a mix of evening paddling, hiking, and outdoor connection. Fifteen participants joined Kelly Munson for the second Astronomy at the Lake program, complete with s'mores, campfire songs, and a breathtaking sunset paddle on Paradise Lake. Earlier in the month, participants hiked the Forks of Butte Trail, a 2.4-mile out-and-back route with swimming holes along the way. Upcoming Elements adventures include a hike to Clear Creek Falls and another sunset paddle in July.
- d. Camp Courage - PRPD's flagship summer camp welcomed three age levels this month: Otters, ages 5-7; Bears, ages 8-10; and Eagles, ages 11-15. Campers enjoyed a full slate of summer activities including hiking, slip and slides, pool time with friends, muddy and slimy arts and crafts, bird watching, kayaking, esports, and plenty of summer sun. Camp Courage continues to spread the fun across PRPD sites on the Ridge, with campers spending time at Bille Park, the Terry Ashe Recreation Center, and the Paradise Community Center. With so many activities and memorable moments happening throughout the week, there are plenty of pictures to share from this year's camp experience.
- e. Astronomy at the Lake - The second Astronomy at the Lake event of the season was a sold-out show, with participants joined by the Elements crew for an evening of paddling, campfire, and stargazing at Paradise Lake. Participants enjoyed a stunning sunset paddle, a crystal-clear night sky, views of the Milky Way, and plenty of silly camp songs after scarfing down s'mores around the campfire (Figures 7 and 8).
- f. Kayak Rental Program - The kayak rental program is off to a slower start than in previous years, likely due to marketing efforts catching up to the summer season. Preregistration continues to be offered so participants can reserve ahead of time and have their boats ready upon arrival at Paradise Lake. Staff are also considering shifting the rental season slightly later in the year to better align with warmer weather, increased lake use, and the timing of summer outreach.
- g. Aquatics – Both the Paradise and Concow Swimming Pools opened Monday, June 8 for their summer season. Swimming lessons began at both pools on June 15 with the last sessions going into early August. The Concow Pool is host to the Spring Valley Summer Camp while the Paradise Pool is host to the Boys and Girls Club Summer Camp. The Paradise Pool is also home to the Paradise Piranhas Swim Team and the aqua aerobics program. Both pools have been very busy and have excellent staff running the programs (Figures 9 and 10).
- h. Adult Softball Leagues – 34 teams are competing in 7 different PRPD leagues that all play at the Moore Road Ball Parks. This is 7 more teams than in 2025 and the most PRPD has had since the Camp Fire. The program runs Monday through Friday.
- i. Tiny Tots – The Summertime Tots program takes place at the Terry Ashe Recreation Center Monday through Thursday. There are a total of 46 children participating under the leadership of teacher Lori McCoslin. PRPD is also running its Tot Soccer program on Friday mornings with 33 children participating.
- j. Senior Programs at the PCC – The senior fitness program (Monday and Wednesdays 11:00-12:00) have been very successful with a regular crowd of 30 people and new folks trying out the class each week. The mixed-level yoga class has not had the attendance numbers we had hoped to gather so staff are increasing the marketing effort to draw attention and recruit new attendees. The senior drop in days (Monday, Wednesday, and Friday) are very popular with a regular crowd of 15-20 on Fridays in particular.

## 6. Outreach

- a. Rec Software Launch – Staff have completed the site setup process and are currently preparing to launch the new site for facility reservation by July 13th. Staff hope to launch the new reservation system with updated prices if approved by the Board. Members of the public with existing reservations are being invited to create their profiles to manage their reservations. Staff are also in the process of building marketing content to notify the public that they can create their accounts (profiles) for facility rentals and starting in September, register for classes. Class registration through the new software will begin upon completion of the current season, with integration of the biannual Activity Guide serving as the next major step in the rollout and marketing process. While rentals will start online right away, the reservation system for classes will start on 9/1/2026.

## 7. Volunteer Program

- a. Career Readiness Exploration Workforce, C.R.E.W - The Boys and Girls Club CREW program selected PRPD as a host site to gain insight into the outdoor workforce. They were able to gain valuable experience into wildfire resiliency and fuel reduction at Paradise Lake, along with getting to know key staff positions from Sophia and Bill (Figures 11 and 12).
- b. Custom Craft Decoupage – Tina continues to lead the decoupage craft at Paradise Community Center with funding support through the CDBG grant. There were familiar faces and seven new folks who joined. A couple of them brought their own decoupage supplies and items to repurpose. This month we featured coasters and cans (Figures 13 and 14).
- c. Butte County Office of Education, Workability – Zach has completed his hours with PRPD for the summer, and Jayce has selected PRPD as a work host site through the job development program. This will be his first official job and is looking forward to gaining work experience by supporting the volunteer program on field days, and project prep/follow up.
- d. Annual Butte Creek Canyon Clean Up – Staff have reached out to the Centerville Coleman Museum and School House to start planning for the October creek clean up. The tentative date is scheduled for October 3, based on museum board approval. The confirmed date will be confirmed by mid-July.

## 8. Project Development

- a. Butte Creek Canyon Preserve Grant - The Sierra Nevada Conservancy (SNC) extended grant (1439 – LC) to 12/31/2026 to allow for the completion of 2 remaining tasks (grant acknowledgement sign and a Monitoring and Interim Management Plan).
- b. Lakeridge- The project team continues refining the overall site design to identify cost saving opportunities (value engineering) while evaluating options for incorporating the adjacent CHIP property. Although CHIP remains supportive of the District utilizing the property for use as a soccer field, HUD funding requirements have created questions regarding the feasibility of a lease agreement. Additional evaluation is underway to determine whether long-term federal labor requirements could apply to maintenance and other services on the property. Because these issues could impact the project schedule, the design team is concurrently developing an alternate site layout that does not rely on the CHIP property. The architectural team has been selected, and a project kickoff meeting is being scheduled for the community building. In addition, the project site has been cleared, which will simplify construction and reduce future bid costs.
- c. Aquatic Building- The building is substantially complete, with the only remaining item being the permanent electrical service connection by PG&E, which is anticipated within the next two to five weeks. Staff did a final walk through with the construction team and now have keys and access to the building. Bids have been received for the remaining site improvements that will provide ADA access to/from the building. Once authorized, the remaining site work is expected to take approximately two to three weeks to complete.
- d. Bille Park- The project remains ready to move forward and is awaiting final review of the contractor prequalification documents by legal counsel (currently in review). Once complete, staff will advertise the prequalification opportunity to contractors, review applications, provide a list of recommended, responsive contractors for Board consideration and possible approval. Once the bid package is complete and approved by the Board staff can then advertise the project bid opportunity to the pre-qualified contractor list.
- e. Moore Road Park- A proposal has been received from the playground vendor that includes both equipment procurement and installation through the vendor's CMAS contract. Approval of this approach is being recommended as it will simplify procurement and expedite project delivery.

- f. Shop Building- Schematic design is substantially complete, and the project is ready for submission to the Town of Paradise for Use Permit review. The entitlement process is expected to take at least one to two months but could extend longer depending on comments received during review. Once the Use Permit is approved, construction documents will be finalized and prepared for bidding.

**9. Upcoming**

- a. Cell Tower Development – The District continues discussions with the applicant of the cell tower request. Once the Board questions are addressed, the District will bring the item back to the Board at a future meeting.
- b. Bid Pre-Qualifications – The District’s lawyer is currently reviewing the materials for the bid pre-qualification process. Once the items are cleared, the District plans to send out bids for Bille Park and Lakeridge.

**Photographs**



Figure 1. Folks lining up to start kayaking sessions.



Figure 2. Hikers during introduction and safety talk.



Figure 3. Batting Cages SVELOP



Figure 4. Children Climbing SVELOP.



Figure 5. Children Gaming SVELOP.



Figure 6. Children Skating SVELOP.



Figure 7. Astronomy on the Lake.



Figure 8. Astronomy on the Lake.



Figure 9. Meeting time before the swim lesson group enters the pool.



Figure 10. Community members enjoying open swim.



Figure 11. Bille highlights her favorite find of the day.



Figure 12. Taking a moment to enjoy the lake.



Figure 13. Group photo at decoupage.



Figure 14. Snapshot of crafters in action.

**Attachments:**

- A. Balance Sheet
- B. YTD Profit & Loss Budget vs. Actual
- C. Monthly Profit & Loss
- D. Investment and Reserve
- E. Meeder Investment Report
- F. California Class Report
- G. Investment and Reserve
- H. Meeder Investment Report
- I. California Class Report

[https://paradisepprd.sharepoint.com/sites/BODMeeting/Shared Documents/\\_BOD/2026/26.0708/2026.0708.BOD.District.Report.docx](https://paradisepprd.sharepoint.com/sites/BODMeeting/Shared Documents/_BOD/2026/26.0708/2026.0708.BOD.District.Report.docx)  
7/2/2026

**PRPD**  
**Balance Sheet**  
 As of June 30, 2026

	Jun 30, 26
<b>ASSETS</b>	
<b>Current Assets</b>	
<b>Checking/Savings</b>	
1001 · 1 Tri Counties Bank Checking	192,700.79
1003 · Five Star Bank - Payroll	89,316.07
1005 · Petty Cash	300.00
1008 · North Valley Community Found	12,932.68
1010 · Treasury Cash - 2510	
1011 · General Operating	120,289.45
1012 · ACO Reserve	606,700.00
1013 · General Reserve	3,000.00
1014 · Deposits held for others	1,000.00
1010 · Treasury Cash - 2510 - Other	20,000.00
<b>Total 1010 · Treasury Cash - 2510</b>	<b>750,989.45</b>
<b>1030 · Investments</b>	
1031 · Five Star Bank Money Market	3,014,365.60
1032 · Five Star Bank Grant M. M.	1,237,867.98
<b>1033 · Investment Reserves</b>	
1033.01 · CalPERS 115 Trust	8,376.49
1033.02 · Capital Improvement & Acquisit	9,167,692.30
1033.03 · Current Operations	1,165,393.46
1033.04 · Desig Proj/Sp Use/Grant Match	1,150,039.84
1033.05 · Future Operations	18,940,775.38
1033.06 · Technology	157,586.19
1033.07 · Vehicle Fleet & Equipment	788,903.48
<b>Total 1033 · Investment Reserves</b>	<b>31,378,767.14</b>
1035 · Tri Counties Bank	548,368.23
<b>Total 1030 · Investments</b>	<b>36,179,368.95</b>
<b>1100 · Designated Treasury Funds</b>	
1112 · Grosso Endowment-2512	54,619.72
1113 · Grosso Scholarship-2513	5,489.54
<b>1114 · Designated Donations-2514</b>	
1114.1 · Parks & Facilities Donations	10,817.21
1114.2 · Recreation Donations	
1114.3 · Scholarship Donations	4,523.93
1114.2 · Recreation Donations - Other	6,254.35
<b>Total 1114.2 · Recreation Donations</b>	<b>10,778.28</b>
1114.4 · General Donations	26,876.93
<b>Total 1114 · Designated Donations-2514</b>	<b>48,472.42</b>
<b>Total 1100 · Designated Treasury Funds</b>	<b>108,581.68</b>
<b>1119 · Impact Fees</b>	
1120 · Sub Div Fees - 2520	10,650.96
1121 · Park Acqui Unincorp - 2521	88,543.67
1122 · Park Dev Unincorp - 2522	221,708.92
1124 · District Fac Unincorp - 2524	73,654.16
1126 · Park Acqui Incorp - 2526	249,273.40
1127 · Park Dev Incorp - 2527	892,372.63
1128 · District Fac Incorp - 2528	62,205.33
<b>Total 1119 · Impact Fees</b>	<b>1,598,409.07</b>
<b>Total Checking/Savings</b>	<b>38,932,598.69</b>
<b>Other Current Assets</b>	
1310 · Miscellaneous Receivables	-0.02
<b>1500 · FMV Adjustments</b>	
1510 · FMV Adjustment-2510	2.76
1512 · FMV Adjustment-2512	307.34

**PRPD**  
**Balance Sheet**  
As of June 30, 2026

	Jun 30, 26
1513 · FMV Adjustment-2513	31.28
1500 · FMV Adjustments - Other	4,716.38
<b>Total 1500 · FMV Adjustments</b>	<b>5,057.76</b>
<b>Total Other Current Assets</b>	<b>5,057.74</b>
<b>Total Current Assets</b>	<b>38,937,656.43</b>
<b>Fixed Assets</b>	
1710 · Land	4,757,264.52
1715 · Land Development	19,349.00
1720 · Buildings	10,326,030.63
1730 · Furn., Fixtures & Equip (>\$5k)	1,733,844.02
1740 · Vehicles	207,722.72
1798 · Accum Depr - Furn Fixture Equip	-755,179.26
1799 · Accum Depr - Buildings	-5,072,658.01
1800 · Construction in Progress	
1810 · CIP-Planning	
1810.1 · CIP-BSF Park Planning	157,272.27
1810.2 · CIP-Yellowstone Kelly (YK)	19,569.00
1810.3 · CIP-Buffer Study (BRIC)	215,007.40
1810.4 · CIP-OHV Study	114,938.50
1810.7 · Buffer (OPR)	277,475.81
<b>Total 1810 · CIP-Planning</b>	<b>784,262.98</b>
1820 · CIP-Acquisition	
1820.1 · Oak & Noble Acquisition (SNC)	37,501.12
1820.2 · Buffer (TNC)	77,664.34
<b>Total 1820 · CIP-Acquisition</b>	<b>115,165.46</b>
1830 · CIP-Development	
1830.1 · CIP-Aquatic Park Lighting	580.01
1830.2 · CIP-State Park Grant (SPPG)	662,343.22
1830.3 · CIP-Per Capita Program (PCP)	116,650.65
<b>Total 1830 · CIP-Development</b>	<b>779,573.88</b>
1840 · CIP-Facility & Park Amenities	
1840.1 · CIP-Paradise Pool Swim Blocks	1,247.17
1840.10 · CIP-GameTime Playground (GT)	5,240.65
1840.4 · CIP-RTGGP Trails Grant	53,964.77
1840.5 · Existing Park Improvements	463,240.90
1840.7 · Recovery Projects	1,380,838.70
1840.8 · CIP-Rotary Grant (PRF)	14,820.93
1840.9 · CIP-Rural Rec & Tourism (RRT)	160,343.00
<b>Total 1840 · CIP-Facility &amp; Park Amenities</b>	<b>2,079,696.12</b>
1850 · CIP-Programs	
1850.1 · North Valley Com Found -HTTN	323.04
1850.2 · Elements Grant (CNRA)	211,157.78
1850.3 · Far Northern Grant (FNRC)	19,023.35
1850.4 · Neighbor to Neighbor Grant(NTN)	203,701.03
1850.5 · Town of Paradise-CDBG	4,156.20
<b>Total 1850 · CIP-Programs</b>	<b>438,361.40</b>
<b>Total 1800 · Construction in Progress</b>	<b>4,197,059.84</b>
<b>Total Fixed Assets</b>	<b>15,413,433.46</b>
<b>Other Assets</b>	
1900 · PCV Promissory Note	300,322.00
1950 · Deferred Outflow - Pension	404,075.00
<b>Total Other Assets</b>	<b>704,397.00</b>

**PRPD**  
**Balance Sheet**  
As of June 30, 2026

	Jun 30, 26
<b>TOTAL ASSETS</b>	<b>55,055,486.89</b>
<b>LIABILITIES &amp; EQUITY</b>	
<b>Liabilities</b>	
<b>Current Liabilities</b>	
Accounts Payable	
2000 · Accounts Payable	389,403.47
<b>Total Accounts Payable</b>	389,403.47
<b>Other Current Liabilities</b>	
2100 · Payroll Liabilities	
2110 · Wages Payable	41,266.91
2120 · Payroll Taxes Payable	4,813.29
2130 · Health Benefits Payable	6,644.08
2160 · 457 Retirement Payable	-500.00
2170 · CalPers Payable	404.33
2190 · Accrued Leave Payable	
2192 · Sick leave payable	50,068.39
2193 · Vacation leave payable	16,000.00
<b>Total 2190 · Accrued Leave Payable</b>	66,068.39
<b>Total 2100 · Payroll Liabilities</b>	118,697.00
2200 · Accrued Expenses	5,699.96
2300 · Deposits - refundable	1,000.00
2400 · Deferred Revenue	
2430 · Deferred Inflow - Pension	7,224.00
2440 · Deferred CIP Revenue	200,000.00
<b>Total 2400 · Deferred Revenue</b>	207,224.00
<b>Total Other Current Liabilities</b>	332,620.96
<b>Total Current Liabilities</b>	722,024.43
<b>Long Term Liabilities</b>	
2805 · CalPers Pension Liability	645,056.00
2806 · OPEB Liability	68,997.00
<b>Total Long Term Liabilities</b>	714,053.00
<b>Total Liabilities</b>	1,436,077.43
<b>Equity</b>	
2030 · Designated for Petty Cash	300.00
3000 · General Fund Balances-2510	
3010 · General Fund Available	291,149.99
3020 · Imprest Cash Reserve	300.00
3030 · General Reserve	3,000.00
3050 · Designated Captial Outlay	606,700.00
<b>Total 3000 · General Fund Balances-2510</b>	901,149.99
3200 · Designated Fund Balances	
3212 · Grosso Endowment-2512	54,619.72
3213 · Grosso Scholarship-2513	5,489.54
3214 · Donations - 2514	77,722.50
3220 · Impact Fees	968,386.65
<b>Total 3200 · Designated Fund Balances</b>	1,106,218.41
3280 · Invest. in General Fixed Assets	3,188,395.18
3900 · Retained Earnings	41,300,984.59
3999 · Opening Balance Equity	-354,580.80
Net Income	7,476,942.09
<b>Total Equity</b>	53,619,409.46

4:06 PM

07/01/26

Accrual Basis

**PRPD**  
**Balance Sheet**  
As of June 30, 2026

---

	Jun 30, 26
TOTAL LIABILITIES & EQUITY	<u>55,055,486.89</u>

**PRPD**  
**Profit & Loss Budget vs. Actual**  
 July 2025 through June 2026

	Jul '25 - Ju...	Budget	\$ Over Budget	% of Budget
<b>Ordinary Income/Expense</b>				
<b>Income</b>				
4100 · Tax Revenue	1,281,772.52	1,331,000.00	-49,227.48	96.3%
4200 · Impact Fee revenue	381,614.99	60,000.00	321,614.99	636.0%
4300 · Program Income	348,543.95	284,000.00	64,543.95	122.7%
4350 · Concession & Merchandise sales	217.00	500.00	-283.00	43.4%
4400 · Donation & Fundraising Income	103,959.70	25,000.00	78,959.70	415.8%
4500 · Grant Income	1,358,266.75	2,200,000.00	-841,733.25	61.7%
4600 · Other Revenue	615,183.21	510,000.00	105,183.21	120.6%
4900 · Interest Income	1,967,020.28	1,148,250.00	818,770.28	171.3%
<b>Total Income</b>	<b>6,056,578.40</b>	<b>5,558,750.00</b>	<b>497,828.40</b>	<b>109.0%</b>
<b>Gross Profit</b>	<b>6,056,578.40</b>	<b>5,558,750.00</b>	<b>497,828.40</b>	<b>109.0%</b>
<b>Expense</b>				
<b>5000 · Payroll Expenses</b>				
5010 · Wages & Salaries	2,021,504.79	2,719,200.00	-697,695.21	74.3%
5020 · Employer Taxes	155,283.20	184,000.00	-28,716.80	84.4%
5030 · Employee Benefits				
5030.1 · Retired Health Premium Employer	5,688.00			
5030.2 · Admin Fee for Active	66.89			
5030.3 · Admin Fee for Retired	26.39			
5030 · Employee Benefits - Other	460,642.68	600,000.00	-139,357.32	76.8%
<b>Total 5030 · Employee Benefits</b>	<b>466,423.96</b>	<b>600,000.00</b>	<b>-133,576.04</b>	<b>77.7%</b>
5040 · Workers Comp Expense	126,088.00	175,800.00	-49,712.00	71.7%
5060 · Other Personnel Costs	5,274.66	13,000.00	-7,725.34	40.6%
<b>Total 5000 · Payroll Expenses</b>	<b>2,774,574.61</b>	<b>3,692,000.00</b>	<b>-917,425.39</b>	<b>75.2%</b>
<b>5100 · Program Expenses</b>				
5110 · Concession & Merchandise Exp.	320.65	1,500.00	-1,179.35	21.4%
5120 · Program Contract Labor	5,328.00	35,000.00	-29,672.00	15.2%
5130 · Program Supplies	34,557.40	58,000.00	-23,442.60	59.6%
<b>Total 5100 · Program Expenses</b>	<b>40,206.05</b>	<b>94,500.00</b>	<b>-54,293.95</b>	<b>42.5%</b>
5140 · Fundraising Expense	0.00	2,000.00	-2,000.00	0.0%
5200 · Advertising & Promotion	7,219.58	20,000.00	-12,780.42	36.1%
5220 · Bank & Merchant Fees	8,372.31	6,500.00	1,872.31	128.8%
5230 · Contributions to Others	12,000.00	26,500.00	-14,500.00	45.3%
5240 · Copying & Printing	10,203.33	16,500.00	-6,296.67	61.8%
5260 · Dues, Mbrshps, Subscr, & Pubs	39,594.53	50,000.00	-10,405.47	79.2%
5270 · Education, Training & Staff Dev	9,124.56	13,000.00	-3,875.44	70.2%
5280 · Equip., Tools & Furn (<\$5k)				
5282 · Office ET&F	12,942.85	19,000.00	-6,057.15	68.1%
5284 · Program ET&F	276.32	9,500.00	-9,223.68	2.9%
5286 · Small Tools & Equipment	13,558.10	19,500.00	-5,941.90	69.5%
<b>Total 5280 · Equip., Tools &amp; Furn (&lt;\$5k)</b>	<b>26,777.27</b>	<b>48,000.00</b>	<b>-21,222.73</b>	<b>55.8%</b>
5290 · Equipment Rental	12,196.22	29,000.00	-16,803.78	42.1%
5300 · Insurance	158,330.00	187,000.00	-28,670.00	84.7%
5310 · Interest Expense	575.37	200.00	375.37	287.7%
5320 · Miscellaneous Expense	0.00	100.00	-100.00	0.0%
5330 · Professional & Outside services				
5332 · Accounting	102,232.35	35,000.00	67,232.35	292.1%
5334 · Legal	10,222.50	14,000.00	-3,777.50	73.0%
5336 · Engineering	78,959.97	385,000.00	-306,040.03	20.5%
5338 · Other Prof. & Outside Labor	375,737.40	416,000.00	-40,262.60	90.3%
<b>Total 5330 · Professional &amp; Outside services</b>	<b>567,152.22</b>	<b>850,000.00</b>	<b>-282,847.78</b>	<b>66.7%</b>
5340 · Postage & Delivery	1,657.09	1,100.00	557.09	150.6%
5350 · Rent-Facility use fees	25,827.38	30,000.00	-4,172.62	86.1%
5360 · Repair & Maintenance				
5361 · Building R&M	5,236.43	5,000.00	236.43	104.7%

**PRPD**  
**Profit & Loss Budget vs. Actual**  
**July 2025 through June 2026**

	Jul '25 - Ju...	Budget	\$ Over Budget	% of Budget
5362 · Equipment R&M	6,568.52	20,400.00	-13,831.48	32.2%
5363 · General R&M	4,487.13	7,200.00	-2,712.87	62.3%
5364 · Grounds R&M	46,228.90	61,200.00	-14,971.10	75.5%
5365 · Pool R&M	58,986.29	66,300.00	-7,313.71	89.0%
5366 · Vehicle R&M	16,470.29	15,300.00	1,170.29	107.6%
5367 · Janitorial	16,551.33	15,300.00	1,251.33	108.2%
5368 · Security	3,996.15	6,200.00	-2,203.85	64.5%
5369 · Vandalism	336.68	2,100.00	-1,763.32	16.0%
<b>Total 5360 · Repair &amp; Maintenance</b>	<b>158,861.72</b>	<b>199,000.00</b>	<b>-40,138.28</b>	<b>79.8%</b>
5370 · Supplies - Consumable				
5372 · Office Supplies	10,431.19	20,500.00	-10,068.81	50.9%
5374 · Safety & staff supplies	12,218.14	11,500.00	718.14	106.2%
5370 · Supplies - Consumable - Other	0.00			
<b>Total 5370 · Supplies - Consumable</b>	<b>22,649.33</b>	<b>32,000.00</b>	<b>-9,350.67</b>	<b>70.8%</b>
5380 · Taxes, Lic., Notices & Permits	10,408.84	21,000.00	-10,591.16	49.6%
5390 · Telephone & Internet	43,081.12	35,000.00	8,081.12	123.1%
5400 · Transportation, Meals & Travel				
5402 · Air, Lodging & Other Travel	3,753.42	9,000.00	-5,246.58	41.7%
5404 · Fuel	34,687.68	44,500.00	-9,812.32	77.9%
5406 · Meals	9,914.23	11,000.00	-1,085.77	90.1%
5408 · Mileage & Auto Allowance	166.80	1,000.00	-833.20	16.7%
<b>Total 5400 · Transportation, Meals &amp; Travel</b>	<b>48,522.13</b>	<b>65,500.00</b>	<b>-16,977.87</b>	<b>74.1%</b>
5410 · Utilities				
5412 · Electric & Gas	93,709.51	119,000.00	-25,290.49	78.7%
5414 · Water	39,201.04	45,000.00	-5,798.96	87.1%
5416 · Garbage	23,924.35	34,000.00	-10,075.65	70.4%
<b>Total 5410 · Utilities</b>	<b>156,834.90</b>	<b>198,000.00</b>	<b>-41,165.10</b>	<b>79.2%</b>
<b>Total Expense</b>	<b>4,134,168.56</b>	<b>5,616,900.00</b>	<b>-1,482,731.44</b>	<b>73.6%</b>
<b>Net Ordinary Income</b>	<b>1,922,409.84</b>	<b>-58,150.00</b>	<b>1,980,559.84</b>	<b>-3,305.9%</b>
<b>Other Income/Expense</b>				
Other Income				
9910 · Donated Property	5,554,690.10			
<b>Total Other Income</b>	<b>5,554,690.10</b>			
Other Expense				
9999 · Misc. Expense	157.85			
<b>Total Other Expense</b>	<b>157.85</b>			
<b>Net Other Income</b>	<b>5,554,532.25</b>			
<b>Net Income</b>	<b>7,476,942.09</b>	<b>-58,150.00</b>	<b>7,535,092.09</b>	<b>-12,858.0%</b>

**PRPD**  
**Profit & Loss**  
 June 2026

	Jun 26
<b>Ordinary Income/Expense</b>	
<b>Income</b>	
4100 · Tax Revenue	9,481.82
4200 · Impact Fee revenue	6,067.82
4300 · Program Income	39,149.26
4400 · Donation & Fundraising Income	1,744.65
4500 · Grant Income	239,559.62
4600 · Other Revenue	35,117.90
4900 · Interest Income	60,717.61
<b>Total Income</b>	391,838.68
<b>Gross Profit</b>	391,838.68
<b>Expense</b>	
5000 · Payroll Expenses	
5010 · Wages & Salaries	204,292.27
5020 · Employer Taxes	17,019.13
5030 · Employee Benefits	37,704.49
5040 · Workers Comp Expense	0.00
5060 · Other Personnel Costs	1,315.90
<b>Total 5000 · Payroll Expenses</b>	260,331.79
5100 · Program Expenses	
5120 · Program Contract Labor	1,323.00
5130 · Program Supplies	3,875.26
<b>Total 5100 · Program Expenses</b>	5,198.26
5200 · Advertising & Promotion	500.45
5220 · Bank & Merchant Fees	152.75
5230 · Contributions to Others	3,000.00
5240 · Copying & Printing	1,030.27
5260 · Dues, Mbrshps, Subscr, & Pubs	5,060.74
5270 · Education, Training & Staff Dev	343.16
5280 · Equip., Tools & Furn (<\$5k)	
5286 · Small Tools & Equipment	1,815.96
<b>Total 5280 · Equip., Tools &amp; Furn (&lt;\$5k)</b>	1,815.96
5290 · Equipment Rental	959.39
5310 · Interest Expense	241.31
5330 · Professional & Outside services	
5332 · Accounting	798.60
5336 · Engineering	6,938.58
5338 · Other Prof. & Outside Labor	4,703.67
<b>Total 5330 · Professional &amp; Outside services</b>	12,440.85
5340 · Postage & Delivery	24.24
5350 · Rent-Facility use fees	3,949.00
5360 · Repair & Maintenance	
5361 · Building R&M	2,257.20
5362 · Equipment R&M	1,141.90
5363 · General R&M	963.62
5364 · Grounds R&M	3,257.32
5365 · Pool R&M	7,887.29
5366 · Vehicle R&M	1,544.02
5367 · Janitorial	3,410.91
5368 · Security	156.36
<b>Total 5360 · Repair &amp; Maintenance</b>	20,618.62
5370 · Supplies - Consumable	
5372 · Office Supplies	1,750.82
5374 · Safety & staff supplies	1,103.72
	2,854.54

**PRPD**  
**Profit & Loss**  
**June 2026**

---

	<u>Jun 26</u>
Total 5370 · Supplies - Consumable	2,854.54
5390 · Telephone & Internet	3,899.89
5400 · Transportation, Meals & Travel	
5402 · Air, Lodging & Other Travel	85.73
5404 · Fuel	4,740.11
5406 · Meals	748.15
Total 5400 · Transportation, Meals & Travel	<u>5,573.99</u>
5410 · Utilities	
5412 · Electric & Gas	9,625.51
5414 · Water	8,848.32
Total 5410 · Utilities	<u>18,473.83</u>
Total Expense	<u>346,469.04</u>
Net Ordinary Income	45,369.64
Other Income/Expense	<u>0.00</u>
Net Income	<u><u>45,369.64</u></u>

**Paradise Recreation & Park District  
Investment & Reserves Report  
31-May-26**

Summary						Annual
Reserve Funds	Maximum Target	6/30/2025 Balance	FY 2025-2026 Allocated	FY 2025-2026 Interest	5/31/2026 Balance	Funding Goal
CalPERS 115 Trust	500,000	7,954.98	0.00	365.12	8,320.10	30,000
Capital Improvement & Acquisition	25,000,000	10,491,808.36	-1,892,631.49	445,050.11	9,044,226.98	100,000
Current Operations	8,000,000	6,000,000.00	-4,915,000.00	78,811.52	1,163,811.52	50,000
Designated Project/Special Use/Grant Matching	1,500,000	1,057,311.54	0.00	48,528.51	1,105,840.05	50,000
Future Operations	25,000,000	18,000,000.00	0.00	914,883.89	18,914,883.89	100,000
Technology	150,000	160,291.30	0.00	7,357.05	167,648.35	5,000
Vehicle Fleet & Equipment	1,000,000	822,007.19	0.00	37,728.50	859,735.69	75,000
<b>Total Reserves Funds</b>	<b>61,150,000</b>	<b>36,539,373.37</b>	<b>-6,807,631.49</b>	<b>1,532,724.71</b>	<b>31,264,466.59</b>	<b>410,000</b>

Detail		
Reserve Accounts	5/31/2026	FY 2024 - 2025 Interest Earned
CalPERS 115 Trust	8,320.10	24.25
Capital Improvement & Acquisition	9,044,226.98	28,548.51
Current Operations	1,163,811.52	3,392.31
Designated Project/Special Use/Grant Matching	1,105,840.05	3,223.34
Future Operations	18,914,883.89	55,133.67
Technology	167,648.35	488.67
Vehicle Fleet & Equipment	859,735.69	2,505.98
Additional Interest	0.00	28,325.47
<b>Total Reserve Accounts</b>	<b>31,264,466.59</b>	<b>121,642.20</b>

Five Star	Beginning Balance	Change	Interest Earned	Ending Balance
Grant Money Market Account	1,184,401.83	* 35,871.16	3,879.52	1,224,152.51
Five Star Investment Money Market	1,271,498.91	* (750,000.00)	3,654.61	525,153.52
Payroll Interest Checking	35,174.87	37,551.07	4.27	72,730.21
<b>Total Five Star</b>	<b>2,491,075.61</b>	<b>(676,577.77)</b>	<b>7,538.40</b>	<b>1,822,036.24</b>

\* Payment from Grant  
\* Funds transferred to Butte County for General Funds Operating

Tri Counties	Beginning Balance	Deposits	Checks/Fees	Ending Balance
Money Market	545,228.28	1,593.42	0.00	546,821.70
Checking (as of May 31, 2026)	611,189.00	112,032.70	619.10	722,602.60
<b>Total</b>	<b>1,156,417.28</b>	<b>113,626.12</b>	<b>619.10</b>	<b>1,269,424.30</b>

<b>Total in interest earning accounts</b>	<b>33,633,324.53</b>	<b>127,119.41</b>
<b>Other Investment Income</b>		<b>0.00</b>
<b>Total</b>		<b>127,119.41</b>

Paradise Recreation & Park District's (District) Investment Policy describes the District's commitment to managing risk by selecting investment products based on safety, liquidity and yield. Per California Government Code Section 53600 et. seq., specifically section 53646 and section 53607, this investment report details all investment-related activity in the current period. District investable funds are currently invested in Five Star Bank which meets those standards. That being said, the District's Investment Policy remains a prudent investment course, and is in compliance with the "Prudent Investor's Policy" designed to protect public funds.

Paradise Rec and Park District

# Investment Report

As of April 30, 2026



**M E E D E R**

**PUBLIC FUNDS**

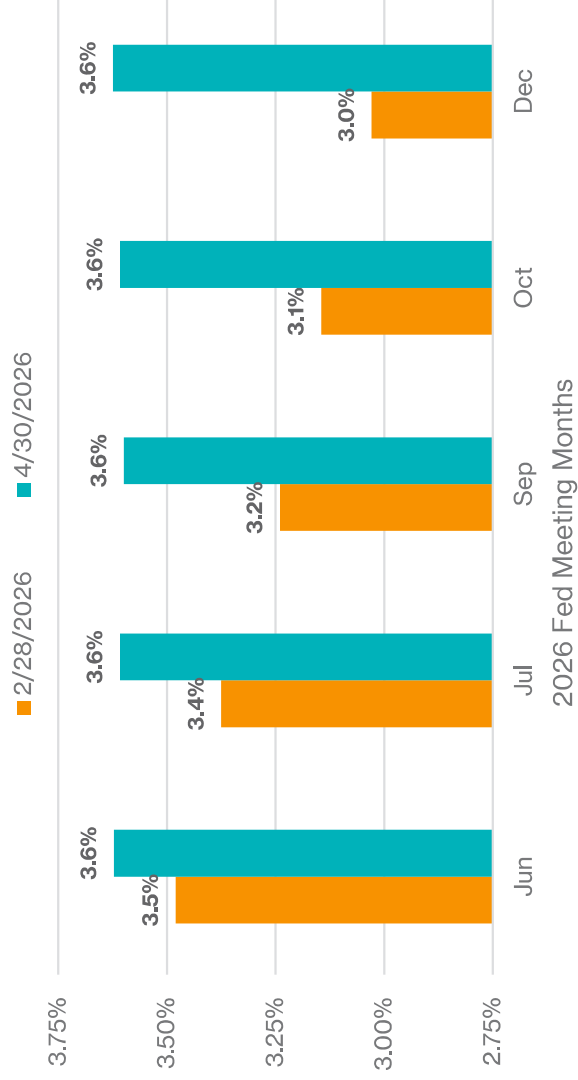
# OBSERVATIONS AND EXPECTATIONS



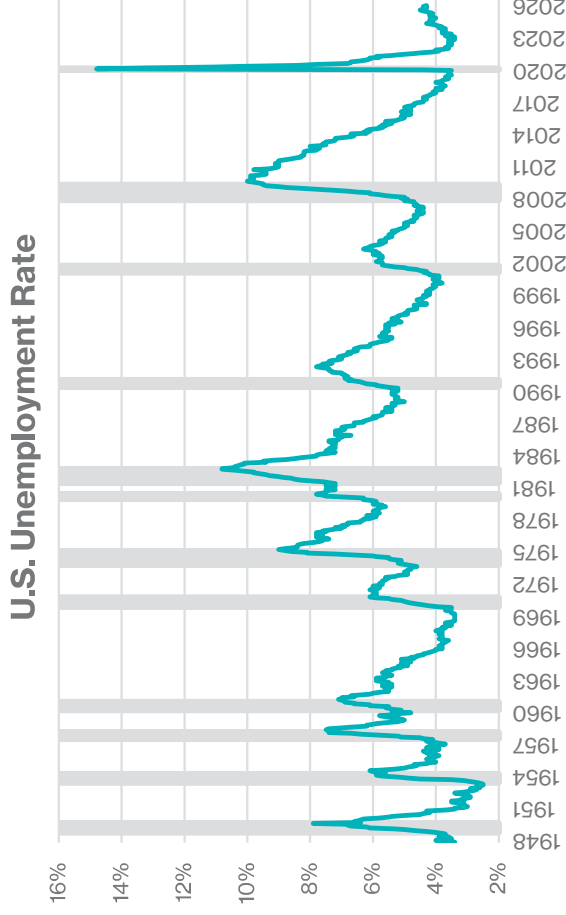
- Interest rates were generally higher for April, primarily due to increases of inflation
- The Fed Funds futures market is looking for the Fed to hold rates steady during 2026
- Economic growth for the first quarter of 2026 was 2.0%, much better than Q425's 0.5%
- Fed Chair Powell recently said the labor market is a "zero employment growth equilibrium"

- At the end of February (prior to the Iran conflict), the futures market was pricing in approximately 2.5 quarter point cuts by December 2026.
- At the end of April, futures market data are projecting the Fed to be on hold this year.

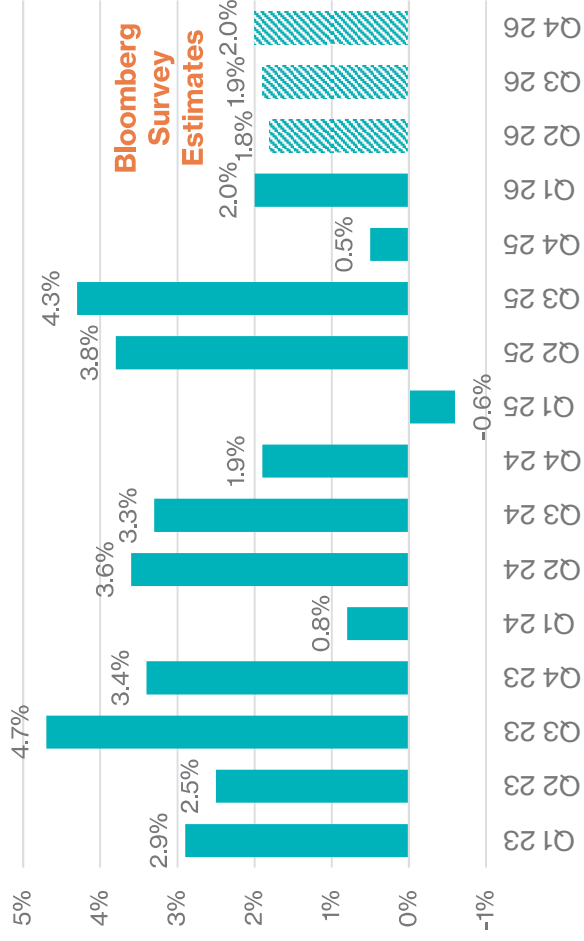
Fed Funds Futures Rates



- The current unemployment rate of 4.3% has declined slightly from last year and remains low by historical standards.
- The Federal Reserve's NAIUR (Non-Accelerating Inflation Rate of Unemployment) is a theoretical, estimated unemployment rate of 4.2%, at which inflation remains stable. Thus, a primary reason the market is expecting no Fed moves this year.



### Real GDP QoQ

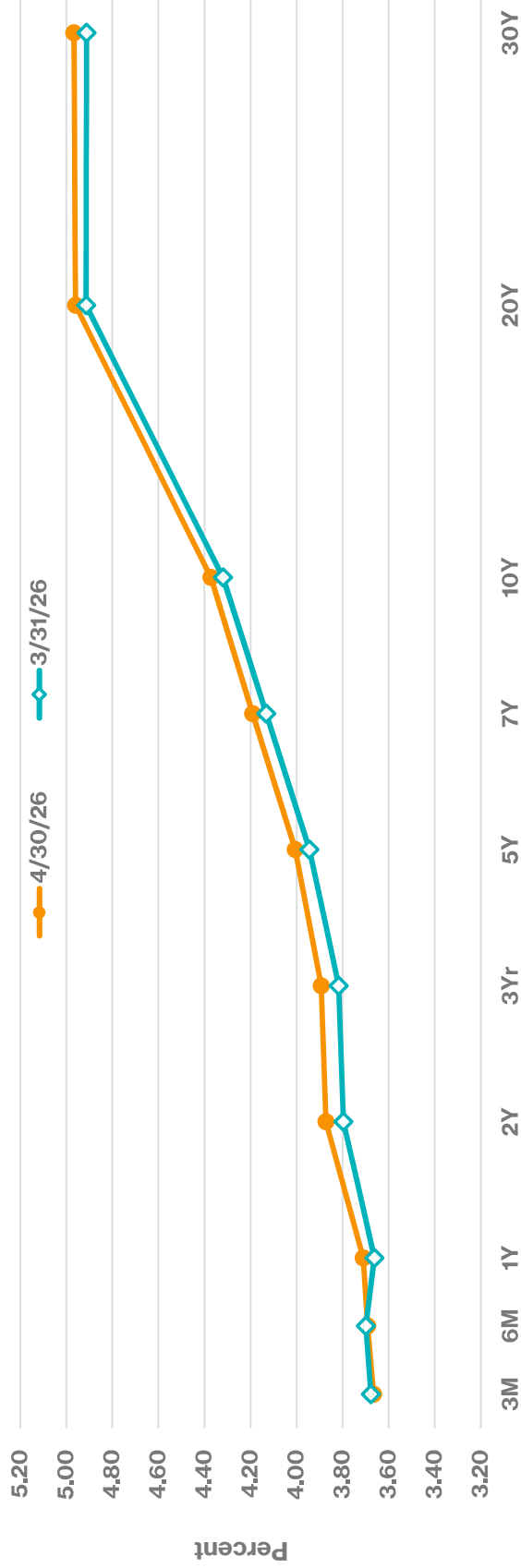


- Economists surveyed by Bloomberg are expecting positive economic growth for 2026.
- The Iran conflict has pushed energy and other prices higher, which may crimp consumer spending this year.
- Bloomberg's forecast model has a 30% chance of recession this year

SOURCE: BLOOMBERG, FEDERAL RESERVE, SHADED AREAS ARE RECESSIONS

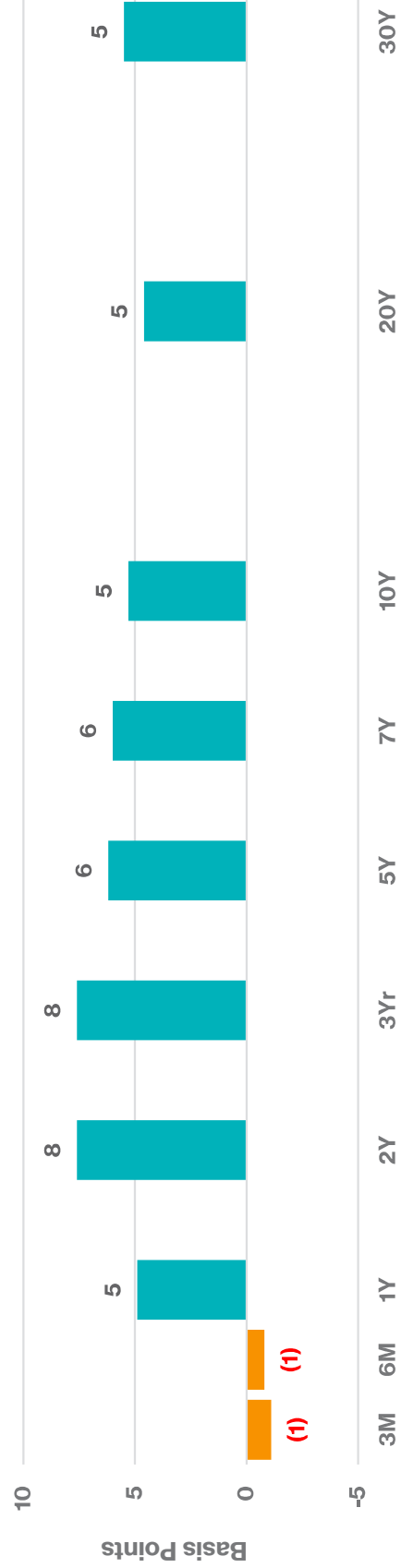
SOURCE: BLOOMBERG

### U.S. Treasury Yield Curve Change



SOURCES: BLOOMBERG

### Basis Point Change



SOURCES: BLOOMBERG



## **Contents**

---

Portfolio Summary	6
Position Statement	7
Transaction Statement	12
Income/Dividend Received	13
Contribution/Withdrawals and Expenses	14
Projected Income	15

## Portfolio Summary

**4.30**

Weighted Average Yield to Maturity

**2.56**

Weighted Average Maturity (Years)

**2.25**

Portfolio Effective Duration (Years)

**2.44**

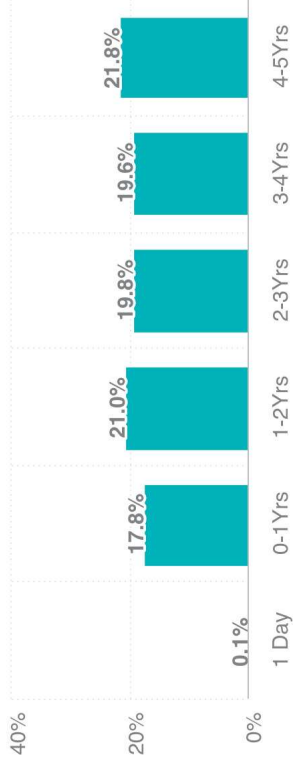
Weighted Average Life (Years)

**AA**

Average Credit Rating



## Custodial Reconciliation

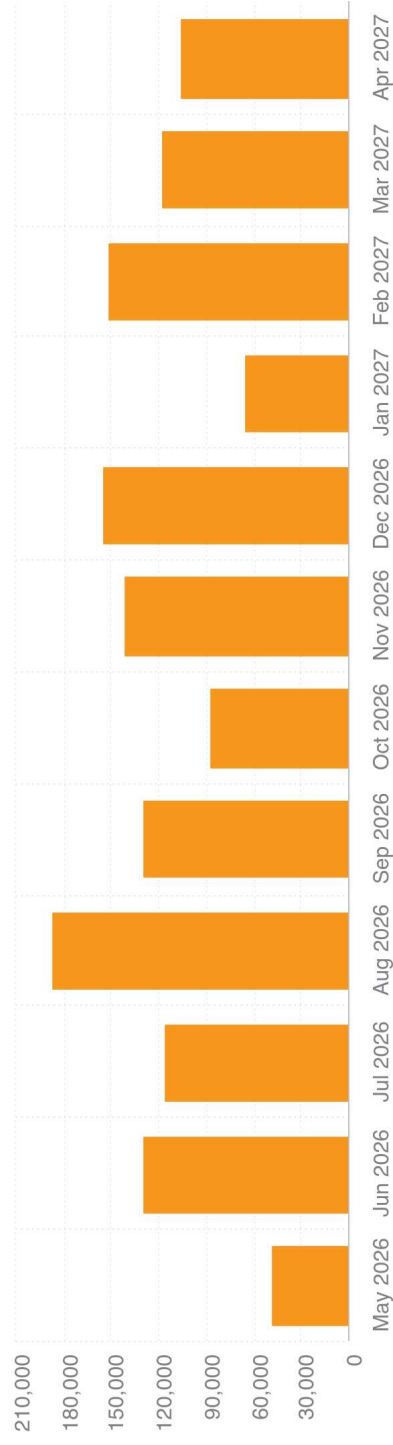


## Sector Allocation



	CURRENT MONTH
<b>Beginning</b>	<b>33,012,132.76</b>
Contributions/Withdrawals	0.00
Management Fees	(1,958.76)
Custodian Fees	(202.54)
Realized Gains/Losses	13,365.35
Purchased Interest	0.00
Interest Received	103,265.57
<b>ENDING</b>	<b>33,126,602.38</b>

## Projected Monthly Income Schedule





# Position Statement

CUSIP	DESCRIPTION	TRADE DATE SETTLE DATE	PAR VALUE	PRINCIPAL COST PURCHASED INTEREST	TOTAL COST	YIELD TO MATURITY	MATURITY DATE	DAYS TO MATURITY	MARKET PRICE GAIN/LOSS	UNREALIZED BOOK VALUE	% OF MV	MOODY'S S&P RATING
31846V567	FIRST AMERGV OBLG.Z	04/30/2026 04/30/2026	30,594.84	30,594.84 0.00	30,594.84	3.54		1	100 30,594.84	0.00 30,594.84	0.09	Aaa AAA
<b>FUNDS MARKET</b>			<b>30,594.84</b>	<b>30,594.84</b>	<b>30,594.84</b>	<b>3.54</b>		<b>1</b>	<b>100</b> <b>30,594.84</b>	<b>0.00</b> <b>30,594.84</b>	<b>0.09</b>	<b>AAA</b>
<b>COMMERCIAL PAPER</b>												
22533UFJ7	CREDIT AGRIN 06/18/26	11/13/2025 11/14/2025	750,000.00	732,585.00 0.00	732,585.00	3.96	06/18/2026	49	99.48 746,130.00	13,545.00 732,585.00	2.20	P-1 A-1
63873KL21	NATIXISNY 11/02/26	02/05/2026 02/06/2026	560,000.00	544,810.47 0.00	544,810.47	3.73	11/02/2026	186	98.13 549,553.67	4,743.20 544,810.47	1.62	P-1 A-1
63873KL54	NATIXISNY 11/05/26	03/10/2026 03/10/2026	475,000.00	463,188.33 0.00	463,188.33	3.83	11/05/2026	189	98.05 465,747.53	2,559.20 463,188.33	1.38	P-1 A-1
09659CLA4	BNP PARIBASNY 11/10/26	02/13/2026 02/17/2026	590,000.00	574,175.21 0.00	574,175.21	3.73	11/10/2026	194	98.05 578,518.10	4,342.89 574,175.21	1.71	P-1 A-1
60710WM43	MIZUHO BANKNY 12/04/26	03/11/2026 03/13/2026	375,000.00	364,637.08 0.00	364,637.08	3.85	12/04/2026	218	97.75 366,546.04	1,908.96 364,637.08	1.08	P-1 A-1
<b>COMMERCIAL PAPER TOTAL</b>			<b>2,750,000.00</b>	<b>2,679,396.09</b>	<b>2,679,396.09</b>	<b>3.83</b>		<b>155</b>	<b>98.42</b> <b>2,706,495.34</b>	<b>27,099.25</b> <b>2,679,396.09</b>	<b>8.00</b>	<b>A-1</b>
<b>U.S. TREASURIES</b>												
91282CFB2	US TREASURY 2.750 07/31/27	07/28/2023 07/31/2023	200,000.00	188,304.69 0.00	188,304.69	4.36	07/31/2027	457	98.68 197,367.19	9,062.50 188,304.69	0.58	Aa1 AAA+
91282CFB2	US TREASURY 2.750 07/31/27	11/04/2022 11/07/2022	350,000.00	325,896.48 0.00	325,896.48	4.38	07/31/2027	457	98.68 345,392.58	19,496.10 325,896.48	1.02	Aa1 AAA+
9128284N7	US TREASURY 2.875 05/15/28	05/15/2023 05/16/2023	500,000.00	485,820.31 0.00	485,820.31	3.50	05/15/2028	746	98.01 490,039.07	4,218.76 485,820.31	1.45	Aa1 AA+
91282CHX2	US TREASURY 4.375 08/31/28	11/14/2023 11/15/2023	495,000.00	493,839.84 0.00	493,839.84	4.43	08/31/2028	854	101.04 500,143.36	6,303.52 493,839.84	1.48	Aa1 AAA+
91282CJF9	US TREASURY 4.875 10/31/28	04/10/2024 04/11/2024	390,000.00	393,458.20 0.00	393,458.20	4.66	10/31/2028	915	102.28 398,896.88	5,438.68 393,458.20	1.18	Aa1 AA+
91282CKD2	US TREASURY 4.250 02/28/29	04/10/2024 04/11/2024	500,000.00	492,265.63 0.00	492,265.63	4.61	02/28/2029	1,035	100.88 504,414.07	12,148.44 492,265.63	1.49	Aa1 AA+
91282CKP5	US TREASURY 4.625 04/30/29	05/28/2024 05/29/2024	515,000.00	515,905.27 0.00	515,905.27	4.58	04/30/2029	1,096	101.98 525,179.30	9,274.03 515,905.27	1.55	Aa1 AAA+
91282CKT7	US TREASURY 4.500 05/31/29	05/29/2024 05/31/2024	450,000.00	448,224.61 0.00	448,224.61	4.59	05/31/2029	1,127	101.66 457,453.13	9,228.52 448,224.61	1.35	Aa1 AA+
91282CMA6	US TREASURY 4.125 11/30/29	01/28/2025 01/29/2025	650,000.00	643,804.69 0.00	643,804.69	4.34	11/30/2029	1,310	100.56 653,656.25	9,851.56 643,804.69	1.93	Aa1 AAA+
91282CMG3	US TREASURY 4.250 01/31/30	12/15/2025 12/16/2025	165,000.00	168,706.06 0.00	168,706.06	3.66	01/31/2030	1,372	100.97 166,598.44	(2,107.62) 168,706.06	0.49	Aa1 AAA+



## Position Statement

CUSIP	DESCRIPTION	TRADE DATE SETTLE DATE	PAR VALUE	PRINCIPAL COST PURCHASED INTEREST	TOTAL COST	YIELD TO MATURITY	MATURITY DATE	DAYS TO MATURITY	MARKET PRICE GAIN/LOSS VALUE	UNREALIZED VALUE	% OF MV	MOODY'S S&P RATING
91282CMG3	US TREASURY 4.250 01/31/30	02/19/2025 02/20/2025	435,000.00	432,638.08 0.00	432,638.08	4.37	01/31/2030	1,372	100.97 439,214.06	6,575.98 432,638.08	1.30	Aa1 AA+
91282CNX5	US TREASURY 3.625 08/31/30	12/16/2025 12/16/2025	600,000.00	597,937.50 0.00	597,937.50	3.70	08/31/2030	1,584	98.50 591,000.00	(6,937.50) 597,937.50	1.75	Aa1 AA+
91282CPR6	US TREASURY 3.625 12/31/30	02/25/2026 02/26/2026	600,000.00	600,234.38 3,424.72	603,659.10	3.62	12/31/2030	1,706	98.37 590,203.13	(10,031.25) 600,234.38	1.74	Aa1 AA+
<b>U.S. TREASURIES TOTAL</b>			<b>5,850,000.00</b>	<b>5,787,035.74 3,424.72</b>	<b>5,790,460.46</b>	<b>4.21</b>	<b>1,135</b>	<b>100.19</b>	<b>5,859,557.44</b>	<b>72,521.70 5,787,035.74</b>	<b>17.32</b>	<b>AA+</b>
<b>U.S. AGENCIES</b>												
3133ELY32	FED FARM CR BNKS 0.550 07/22/26	11/07/2022 11/08/2022	300,000.00	257,709.00 0.00	257,709.00	4.74	07/22/2026	83	99.25 287,766.00	40,047.00 257,709.00	0.88	Aa1 AA+
3133EAG44	FED FARM CR BNKS 2.630 08/03/26	11/08/2022 11/09/2022	308,000.00	286,992.55 0.00	286,992.55	4.64	08/03/2026	95	99.66 306,965.12	19,972.57 286,992.55	0.91	Aa1 AA+
3130AMWV8	FHLBANKS 1100 09/30/26 '25	11/04/2022 11/07/2022	310,000.00	268,925.00 0.00	268,925.00	4.87	09/30/2026	153	98.80 306,289.30	37,364.30 268,925.00	0.91	Aa1 AA+
3130AAAAG3	FHLBANKS 2.625 12/11/26	11/22/2022 11/23/2022	365,000.00	343,943.15 0.00	343,943.15	4.19	12/11/2026	225	99.29 362,415.80	18,472.65 343,943.15	1.07	Aa1 AA+
3130AQF65	FHLBANKS 1.250 12/21/26	11/07/2022 11/08/2022	350,000.00	306,731.60 0.00	306,731.60	4.58	12/21/2026	235	98.43 344,491.00	37,759.40 306,731.60	1.02	Aa1 AA+
880591EU2	TVA 2.875 02/01/27	11/15/2022 11/16/2022	350,000.00	333,084.15 0.00	333,084.15	4.14	02/01/2027	277	99.30 347,553.50	14,469.35 333,084.15	1.03	Aa1 AA+
3133ENEQ9	FED FARM CR BNKS 1.640 05/24/27 '25	11/09/2022 11/10/2022	350,000.00	306,701.50 0.00	306,701.50	4.70	05/24/2027	389	97.49 341,204.50	34,503.00 306,701.50	1.01	Aa1 AA+
3133ENL99	FED FARM CR BNKS 3.375 09/15/27	11/04/2022 11/07/2022	350,000.00	333,910.50 0.00	333,910.50	4.44	09/15/2027	503	99.26 347,392.50	13,482.00 333,910.50	1.03	Aa1 AA+
742651DZ2	PEFCO 3.900 10/15/27	06/14/2023 06/16/2023	210,000.00	207,638.55 0.00	207,638.55	4.19	10/15/2027	533	99.62 209,199.90	1,561.35 207,638.55	0.62	Aa1 NA
742651DZ2	PEFCO 3.900 10/15/27	04/27/2023 05/03/2023	135,000.00	135,216.00 0.00	135,216.00	3.86	10/15/2027	533	99.62 134,485.65	(730.35) 135,216.00	0.40	Aa1 NA
742651DZ2	PEFCO 3.900 10/15/27	04/28/2023 05/03/2023	130,000.00	129,792.00 0.00	129,792.00	3.94	10/15/2027	533	99.62 129,504.70	(287.30) 129,792.00	0.38	Aa1 NA
3133EN5N6	FED FARM CR BNKS 4.000 01/06/28	01/27/2023 01/30/2023	470,000.00	475,611.80 0.00	475,611.80	3.73	01/06/2028	616	100.10 470,474.70	(5,137.10) 475,611.80	1.39	Aa1 AA+
880591EZ1	TVA 3.875 03/15/28	03/27/2023 03/30/2023	600,000.00	595,122.00 0.00	595,122.00	4.06	03/15/2028	685	99.87 599,244.00	4,122.00 595,122.00	1.77	Aa1 AA+
3133EPFU4	FED FARM CR BNKS 3.500 04/12/28	04/14/2023 04/17/2023	550,000.00	543,339.50 0.00	543,339.50	3.77	04/12/2028	713	99.14 545,253.50	1,914.00 543,339.50	1.61	Aa1 AA+
3133EPNH4	FED FARM CR BNKS 3.875 06/21/28	06/15/2023 06/21/2023	500,000.00	497,775.00 0.00	497,775.00	3.97	06/21/2028	783	99.81 499,030.00	1,255.00 497,775.00	1.47	Aa1 AA+
3130AMWV0	FHLBANKS 2.000 07/07/28	11/14/2023 11/15/2023	500,000.00	438,260.00 0.00	438,260.00	4.73	07/07/2028	799	95.54 477,690.00	39,430.00 438,260.00	1.41	Aa1 AA+
3130AXEL8	FHLBANKS 4.750 09/08/28	11/14/2023 11/15/2023	405,000.00	409,179.60 0.00	409,179.60	4.51	09/08/2028	862	101.60 411,492.15	2,312.55 409,179.60	1.22	Aa1 AA+
742651EA6	PEFCO 4.300 12/15/28	01/23/2024 01/30/2024	575,000.00	577,006.75 0.00	577,006.75	4.22	12/15/2028	960	100.53 578,053.25	1,046.50 577,006.75	1.71	Aa1 NA



## Position Statement

CUSIP	DESCRIPTION	TRADE DATE SETTLE DATE	PAR VALUE	PRINCIPAL COST PURCHASED INTEREST	TOTAL COST	YIELD TO MATURITY	MATURITY DATE	DAYS TO MATURITY	MARKET PRICE MARKET VALUE	UNREALIZED GAIN/LOSS	BOOK VALUE	% OF MV	MOODY'S S&P RATING
3133EP5U5	FED FARM CR BNKS 4.125 03/20/29	04/05/2024 04/08/2024	500,000.00	493,885.00 0.00	493,885.00	4.40	03/20/2029	1,055	100.41 502,055.00	8,170.00 493,885.00	1.48	Aa1 AA+	
3133ETBF3	FED FARM CR BNKS 4.000 04/01/30	04/11/2025 04/15/2025	600,000.00	593,899.20 0.00	593,899.20	4.23	04/01/2030	1,432	99.87 599,244.00	5,344.80 593,899.20	1.77	Aa1 AA+	
<b>U.S. AGENCIES TOTAL</b>			<b>7,858,000.00</b>	<b>7,534,722.85</b> <b>0.00</b>	<b>7,534,722.85</b>	<b>4.28</b>		<b>650</b>	<b>99.40</b> <b>7,909,794.57</b>	<b>275,071.72</b> <b>7,534,722.85</b>	<b>23.08</b>	<b>AA+</b>	
<b>MBS</b>													
30308AAH6	FRESB 2018-SB45 10F 3.16 11/25/2027	07/07/2025 07/10/2025	762,193.64	744,091.55 0.00	744,091.55	4.12	11/25/2027	574	98.66 751,988.45	7,896.90 744,091.55	2.22	NA NA	
3140LKDR1	FNBS8211	11/12/2024 11/15/2024	300,000.00	298,558.59 0.00	298,558.59	4.67	05/01/2028	732	100.43 301,296.36	2,737.77 298,558.59	0.89	Aa1 AA+	
3137HAST4	FHMS K-509 A2 4.85 09/25/2028	10/25/2023 10/31/2023	425,000.00	411,449.73 0.00	411,449.73	5.52	09/25/2028	879	101.19 430,076.77	18,627.04 411,449.73	1.27	Aa1 AA+	
3137HCKV3	FHMS K-520 A2 5.18 03/25/2029	04/23/2024 04/30/2024	400,000.00	401,623.60 0.00	401,623.60	5.01	03/25/2029	1,060	102.32 409,294.52	7,670.92 401,623.60	1.21	Aa1 AA+	
3132XFDR6	FHWN1011	02/21/2025 02/26/2025	500,000.00	450,937.50 0.00	450,937.50	4.64	07/01/2029	1,158	93.96 469,810.45	18,872.95 450,937.50	1.39	Aa1 AA+	
3137HFF59	FHMS K-527 A2 4.618 07/25/2029	08/13/2024 08/22/2024	600,000.00	610,484.40 0.00	610,484.40	4.16	07/25/2029	1,182	100.95 605,720.44	(4,763.96) 610,484.40	1.79	Aa1 AA+	
3137HJ5Y9	FHMS K-534 A2 4.7 11/25/2029	01/23/2025 01/30/2025	500,000.00	498,377.50 0.00	498,377.50	4.70	11/25/2029	1,305	101.28 506,379.56	8,002.06 498,377.50	1.50	Aa1 AA+	
3140Q1DT4	FN BZ5513	12/15/2025 12/18/2025	600,000.00	599,156.25 0.00	599,156.25	4.08	11/01/2030	1,646	98.91 593,436.65	(5,719.60) 599,156.25	1.75	Aa1 AA+	
3140Q2C97	FN BZ6395	02/06/2026 02/18/2026	600,000.00	595,195.31 0.00	595,195.31	4.01	02/01/2031	1,738	98.14 588,869.42	(6,325.89) 595,195.31	1.74	Aa1 AA+	
<b>MBS TOTAL</b>			<b>4,687,193.64</b>	<b>4,609,874.43</b> <b>0.00</b>	<b>4,609,874.43</b>	<b>4.46</b>		<b>1,156</b>	<b>99.41</b> <b>4,656,872.61</b>	<b>46,998.18</b> <b>4,609,874.43</b>	<b>13.76</b>	<b>AA+</b>	
<b>COMMERCIAL MBS</b>													
3137BVZ82	FHMS K-063 A2 3.43 01/25/2027	05/18/2023 05/23/2023	494,192.34	480,447.60 0.00	480,447.60	4.18	01/25/2027	270	99.50 491,745.52	11,297.92 480,447.60	1.45	Aa1 AA+	
<b>COMMERCIAL MBS TOTAL</b>			<b>494,192.34</b>	<b>480,447.60</b> <b>0.00</b>	<b>480,447.60</b>	<b>4.18</b>		<b>270</b>	<b>99.50</b> <b>491,745.52</b>	<b>11,297.92</b> <b>480,447.60</b>	<b>1.45</b>	<b>AA+</b>	
<b>NEGOTIABLE CD'S</b>													
2546732B1	CAPITL ONE NA 4.900 11/30/27	11/18/2022 11/30/2022	243,000.00	243,000.00 0.00	243,000.00	4.90	11/30/2027	579	101.46 246,550.23	3,550.23 243,000.00	0.73	NA NA	
90355GPO3	UBS USA 4.350 07/17/29	07/15/2024 07/17/2024	249,000.00	247,941.75 0.00	247,941.75	4.44	07/17/2029	1,174	99.73 248,320.19	378.44 247,941.75	0.73	NA NA	
89235MPT2	TOYOTA FINL SVGS 4.450 07/18/29	07/15/2024 07/18/2024	244,000.00	243,878.00 0.00	243,878.00	4.46	07/18/2029	1,175	99.97 243,921.56	43.56 243,878.00	0.72	NA NA	
<b>NEGOTIABLE CD'S TOTAL</b>			<b>736,000.00</b>	<b>734,819.75</b> <b>0.00</b>	<b>734,819.75</b>	<b>4.60</b>		<b>976</b>	<b>100.39</b> <b>738,791.99</b>	<b>3,972.24</b> <b>734,819.75</b>	<b>2.18</b>	<b>NA</b>	
<b>MUNICIPAL BONDS</b>													



## Position Statement

CUSIP	DESCRIPTION	TRADE DATE SETTLE DATE	PAR VALUE	PRINCIPAL COST PURCHASED INTEREST	TOTAL COST	YIELD TO MATURITY	MATURITY DATE	DAYS TO MATURITY	MARKET PRICE GAIN/LOSS	UNREALIZED BOOK VALUE	% OF MV	MOODY'S S&P RATING
801139AE6	SANTA ANA CALIF PENSION OBL 1176 08/01/26	11/07/2022 11/09/2022	380,000.00	326,442.80 0.00	326,442.80	5.40	08/01/2026	93	99.31 377,359.38	50,916.58 326,442.80	112	NA AA
769130BB4	RIVERSIDE CNTY CALIF PENSIO 2.963 02/15/27	11/17/2022 11/21/2022	500,000.00	458,065.00 0.00	458,065.00	5.19	02/15/2027	291	98.18 495,909.00	37,844.00 458,065.00	147	Aa2 AA
250375LA8	DESERT CALIF CMNTY COLLEGE 3.000 08/01/27	11/09/2022 11/14/2022	320,000.00	293,449.60 0.00	293,449.60	5.00	08/01/2027	458	98.87 316,393.92	22,944.32 293,449.60	0.94	Aa1 AA
799017WC8	SAN MATEO CALIF UN HIGH SCH 2.187 09/01/27	11/04/2022 11/08/2022	500,000.00	440,145.00 0.00	440,145.00	5.02	09/01/2027	489	97.73 488,671.00	48,526.00 440,145.00	1.44	Aaa NA
79768HJN9	SAN FRANCISCO (CITY & COUNT 4.655 10/01/27 '27	07/01/2025 07/02/2025	395,000.00	400,091.55 0.00	400,091.55	4.02	10/01/2027	519	100.72 397,849.53	(2,242.02) 400,091.55	1.18	Aa2 NA
13063EGT7	CALIFORNIA ST 4.500 08/01/29	11/05/2024 11/06/2024	455,000.00	456,974.70 0.00	456,974.70	4.40	08/01/2029	1189	101.29 460,887.70	3,913.00 456,974.70	1.36	Aa2 AA-
20772KPB9	CONNECTICUT ST 1990 06/01/30	12/09/2025 12/10/2025	375,000.00	345,487.50 186.56	345,674.06	3.92	06/01/2030	1,493	91.78 344,165.63	(1,321.88) 345,487.50	1.02	Aa2 AA-
54438CYN6	LOS ANGELES CALIF CMNTY COL 1.806 08/01/30	12/17/2025 12/18/2025	500,000.00	460,000.00 0.00	460,000.00	4.15	08/01/2030	1,554	91.44 457,181.50	(2,818.50) 460,000.00	1.35	Aaa AA+
<b>MUNICIPAL BONDS TOTAL</b>			<b>3,425,000.00</b>	<b>3,180,656.15</b> <b>186.56</b>	<b>3,180,842.71</b>	<b>4.65</b>		<b>761</b>	<b>97.61</b> <b>3,338,417.66</b>	<b>157,761.51</b> <b>3,180,656.15</b>	<b>9.87</b>	<b>AA</b>
<b>ASSET-BACKED SECURITIES</b>												
34535EAD4	FAOAT-24A-A3	11/13/2024 11/14/2024	150,325.35	151,605.46 0.00	151,605.46	4.80	12/15/2028	960	100.66 151,324.61	(280.85) 151,605.46	0.45	Aaa NA
14319WAD8	CARMAX-251-A3	01/14/2025 01/22/2025	500,000.00	499,915.50 0.00	499,915.50	4.95	01/15/2030	1,356	100.81 504,046.68	4131.18 499,915.50	1.49	NA AAA
02582JKV1	AXCMT-254-A	07/08/2025 07/22/2025	204,000.00	203,970.60 0.00	203,970.60	4.30	07/15/2030	1,537	100.24 204,497.87	527.27 203,970.60	0.60	NA AAA
92970QAK1	WFCIT-261-A	04/21/2026 04/27/2026	650,000.00	649,908.87 0.00	649,908.87	4.08	04/15/2031	1,811	99.69 647,964.98	(1,943.89) 649,908.87	1.91	NA NA
<b>ASSET-BACKED SECURITIES TOTAL</b>			<b>1,504,325.35</b>	<b>1,505,400.43</b> <b>0.00</b>	<b>1,505,400.43</b>	<b>4.48</b>		<b>1,536</b>	<b>100.24</b> <b>1,507,834.14</b>	<b>2,433.71</b> <b>1,505,400.43</b>	<b>4.46</b>	<b>AAA</b>
<b>CORPORATE BONDS</b>												
166764BX7	CHEVRON 1.995 05/11/27 '27	11/17/2022 11/21/2022	350,000.00	316,627.50 0.00	316,627.50	4.36	05/11/2027	376	98.04 343,150.50	26,523.00 316,627.50	1.01	Aa2 AA-
023135BR6	AMAZON.COM 1.200 06/03/27 '27	02/10/2023 02/14/2023	750,000.00	656,025.00 0.00	656,025.00	4.43	06/03/2027	399	97.08 728,062.50	72,037.50 656,025.00	2.15	A1 AA
478160DH4	JOHNSON & JOHNSON 4.550 03/01/28 '28	02/19/2025 02/20/2025	500,000.00	500,610.00 0.00	500,610.00	4.51	03/01/2028	671	101.01 505,035.00	4,425.00 500,610.00	1.49	Aaa AAA
742718GFO	PROCTER GAMBLE 4.350 01/29/29	01/24/2024 01/29/2024	500,000.00	500,645.00 0.00	500,645.00	4.32	01/29/2029	1,005	100.98 504,890.00	4,235.00 500,645.00	1.49	Aa3 AA-
30231GBE1	EXXON MOBIL 2.440 08/16/29 '29	08/30/2024 09/03/2024	325,000.00	301,739.75 0.00	301,739.75	4.05	08/16/2029	1,204	95.00 308,763.00	7,023.25 301,739.75	0.91	Aa2 AA-



## Position Statement

CUSIP	DESCRIPTION	TRADE DATE SETTLE DATE	PAR VALUE	PRINCIPAL COST PURCHASED INTEREST	TOTAL COST	YIELD TO MATURITY	MATURITY DATE	DAYS TO MATURITY	MARKET PRICE GAIN/LOSS VALUE	MARKET VALUE	UNREALIZED BOOK VALUE	% OF MV	MOODY'S S&P RATING
713448GB8	PEPSICO 4:600 02/07/30 '30	02/06/2025 02/07/2025	475,000.00	473,888.50 0.00	473,888.50	4.65	02/07/2030	1,379	101.36 481,455.25	481,455.25	7,566.75 473,888.50	1.42	A1 A+
023135BS4	AMAZONCOM 1500 06/03/30 '30	12/15/2025 12/16/2025	725,000.00	652,427.50 392.71	652,820.21	3.97	06/03/2030	1,495	89.35 647,765.75	647,765.75	(4,661.75) 652,427.50	1.91	A1 AA
58933YBQ7	MERCK & CO 4:150 09/15/30 '30	10/10/2025 10/14/2025	475,000.00	476,790.75 0.00	476,790.75	4.06	09/15/2030	1,599	99.35 471,907.75	471,907.75	(4,883.00) 476,790.75	1.39	Aa3 A+
166756BJ4	CHEVRON USA 4:300 10/15/30 '30	10/10/2025 10/15/2025	650,000.00	656,207.50 0.00	656,207.50	4.08	10/15/2030	1,629	100.14 650,929.50	650,929.50	(5,278.00) 656,207.50	1.92	Aa2 AA-
30303MAB8	META PLATFORMS 4:200 11/15/30 '30	11/14/2025 11/17/2025	600,000.00	600,732.00 980.00	601,712.00	4.17	11/15/2030	1,660	98.80 592,800.00	592,800.00	(7,932.00) 600,732.00	1.75	Aa3 AA-
037833ED8	APPLE 1:650 02/08/31 '30	02/23/2026 02/24/2026	550,000.00	496,369.50 403.33	496,772.83	3.83	02/08/2031	1,745	89.20 490,611.00	490,611.00	(5,758.50) 496,369.50	1.45	Aaa AAA+
931142FT5	WALMART 4:150 04/30/31 '31	04/29/2026 04/30/2026	500,000.00	497,750.00 0.00	497,750.00	4.25	04/30/2031	1,826	99.59 497,940.00	497,940.00	190.00 497,750.00	1.47	Aa2 AA
<b>CORPORATE BONDS TOTAL</b>			<b>6,400,000.00</b>	<b>6,129,813.00 1,776.04</b>	<b>6,131,589.04</b>	<b>4.22</b>		<b>1,259</b>	<b>97.43 6,223,300.25</b>	<b>6,223,300.25</b>	<b>93,487.25 6,129,813.00</b>	<b>18.39</b>	<b>AA-</b>
<b>SUPRANATIONAL</b>													
4581XODGO	IDB 2:250 06/18/29 MTN	06/28/2024 07/01/2024	500,000.00	453,841.50 0.00	453,841.50	4.34	06/18/2029	1,145	95.04 475,200.00	475,200.00	21,358.50 453,841.50	1.40	Aaa AAA
<b>SUPRANATIONAL TOTAL</b>			<b>500,000.00</b>	<b>453,841.50 0.00</b>	<b>453,841.50</b>	<b>4.34</b>		<b>1,145</b>	<b>95.04 475,200.00</b>	<b>475,200.00</b>	<b>21,358.50 453,841.50</b>	<b>1.40</b>	<b>AAA</b>
<b>PARADISE REC AND PARK DISTRICT TOTAL</b>			<b>34,235,306.17</b>	<b>33,126,602.38 5,387.32</b>	<b>33,131,989.70</b>	<b>4.30</b>		<b>935</b>	<b>33,838,604.35</b>	<b>33,838,604.35</b>	<b>712,001.97 33,126,602.38</b>	<b>100.00</b>	<b>AA</b>
<b>GRAND TOTAL</b>			<b>34,235,306.17</b>	<b>33,126,602.38 5,387.32</b>	<b>33,131,989.70</b>	<b>4.30</b>		<b>935</b>	<b>33,838,604.35</b>	<b>33,838,604.35</b>	<b>712,001.97 33,126,602.38</b>	<b>100.00</b>	<b>AA</b>



## Transaction Statement

**PARADISE REC AND  
PARK DISTRICT**

BUY	TRADE DATE	SETTLE DATE	CUSIP	DESCRIPTION	PAR VALUE	PRINCIPAL COST	PURCHASED INTEREST	TOTAL	PURCHASE YIELD
	04/21/2026	04/27/2026	92970QAK1	WFCIT-261-A	650,000.00	649,908.87	0.00	(649,908.87)	4.08
	04/29/2026	04/30/2026	931142FT5	WALMART 4:50 04/30/31'31	500,000.00	497,750.00	0.00	(497,750.00)	4.25
<b>BUY TOTAL</b>					<b>1,150,000.00</b>	<b>1,147,658.87</b>	<b>0.00</b>	<b>(1,147,658.87)</b>	<b>4.16</b>

MATURITY	TRADE DATE	SETTLE DATE	CUSIP	DESCRIPTION	PAR VALUE	BOOK VALUE	TOTAL	NET REALIZED GAIN/LOSS
	04/13/2026	04/13/2026	13607FDD5	Canadian Imperial Holdings, Inc. 0.0 04/13/2026	(425,000.00)	411,598.57	425,000.00	13,401.43
<b>MATURITY TOTAL</b>					<b>(425,000.00)</b>	<b>411,598.57</b>	<b>425,000.00</b>	<b>13,401.43</b>

PRINCIPAL PAYDOWN	TRADE DATE	SETTLE DATE	CUSIP	DESCRIPTION	PAR VALUE	BOOK VALUE	TOTAL	NET REALIZED GAIN/LOSS
	04/15/2026	04/15/2026	34535EAD4	FCAOT-24A-A3	(12,425.62)	12,531.43	12,425.62	(105.81)
	04/27/2026	04/27/2026	30308AAH6	FRESB 2018-SB45 10F 3:16 11/25/2027	(1,618.96)	1,580.51	1,618.95	38.44
	04/28/2026	04/28/2026	3137BVZ82	FHMS K-063 A2 3:43 01/25/2027	(1124.68)	1,093.40	1,124.68	31.29
<b>PRINCIPAL PAYDOWN TOTAL</b>					<b>(15,169.26)</b>	<b>15,205.34</b>	<b>15,169.25</b>	<b>(36.09)</b>

## Income/Dividend Received

IDENTIFIER	DESCRIPTION	PAYMENT DATE	POST DATE	INTEREST/DIVIDENDS RECEIVED
<b>US BANK</b>				
31846V667	FIRST AMER.GVT OBLG.Z	03/31/2026	04/01/2026	1,254.11
79768HJN9	SAN FRANCISCO (CITY & COUNT 4.655 10/01/27 '27	04/01/2026	04/01/2026	9,193.63
3133ETBF3	FED FARM CR BNKS 4.000 04/01/30	04/01/2026	04/01/2026	12,000.00
3133EPFU4	FED FARM CR BNKS 3.500 04/12/28	04/12/2026	04/13/2026	9,625.00
34535EAD4	FCAOT-24A-A3	04/15/2026	04/15/2026	690.34
742651DZ2	PEFCO 3.900 10/15/27	04/15/2026	04/15/2026	9,262.50
166756BJ4	CHEVRON USA 4.300 10/15/30 '30	04/15/2026	04/15/2026	18,788.61
02582JKV1	AXCMT-254-A	04/15/2026	04/15/2026	731.00
14319WAD8	CARMAX-251-A3	04/15/2026	04/15/2026	2,016.67
90355GPO3	UBS USA 4.350 07/17/29	04/17/2026	04/17/2026	919.94
3137HCKV3	FHMSK-520 A2 5.18 03/25/2029	04/01/2026	04/27/2026	1,726.67
3137HAST4	FHMSK-509 A2 4.85 09/25/2028	04/01/2026	04/27/2026	1,717.71
3140LKDR1	FNBS8211	04/01/2026	04/27/2026	1,175.42
3132XFDR6	FH WNI011	04/01/2026	04/27/2026	951.53
30308AAH6	FRESB 2018-SB45 10F 3.16 11/25/2027	04/01/2026	04/27/2026	2,011.37
3137HFF59	FHMSK-527 A2 4.618 07/25/2029	04/01/2026	04/27/2026	2,309.00
3140Q2C97	FN BZ6395	04/01/2026	04/27/2026	2,009.83
3137HJ5Y9	FHMSK-534 A2 4.7 11/25/2029	04/01/2026	04/27/2026	1,958.33
3140Q1DT4	FN BZ5513	04/01/2026	04/27/2026	2,092.50
3137BVZ82	FHMSK-063 A2 3.43 01/25/2027	04/01/2026	04/28/2026	1,415.78
91282CJF9	US TREASURY 4.875 10/31/28	04/30/2026	04/30/2026	9,506.25
91282CKP5	US TREASURY 4.625 04/30/29	04/30/2026	04/30/2026	11,909.38
<b>US BANK - TOTAL</b>				<b>103,265.57</b>
<b>TOTAL</b>				<b>103,265.57</b>

## Contribution/Withdrawals and Expenses

	POST DATE	PAR VALUE	TOTAL
<b>PARADISE REC AND PARK DISTRICT</b>			
<b>CUSTODY FEE</b>			
	04/24/2026	(202.54)	(202.54)
<b>CUSTODY FEE TOTAL</b>		<b>(202.54)</b>	<b>(202.54)</b>
<b>MANAGEMENT FEE</b>			
	04/30/2026	(1,958.76)	(1,958.76)
<b>MANAGEMENT FEE TOTAL</b>		<b>(1,958.76)</b>	<b>(1,958.76)</b>



**Projected Income**  
For the Period May 01, 2026 to April 30, 2027

CUSIP	DESCRIPTION	POST DATE	AMOUNT
166764BX7	CHEVRON 1.995 05/11/27 '27	05/11/2026	3,491.25
30303MAB8	META PLATFORMS 4.200 11/15/30 '30	05/15/2026	13,440.00
34535EAD4	FCAOT-24A-A3	05/15/2026	637.63
14319WAD8	CARMAX-251-A3	05/15/2026	2,016.67
9128284N7	US TREASURY 2.875 05/15/28	05/15/2026	7,187.50
02582JKV1	AXCMT-254-A	05/15/2026	731.00
92970QAK1	WFCT-261-A	05/15/2026	1,326.00
90355GPQ3	UBS USA 4.350 07/17/29	05/18/2026	890.26
3140QIDT4	FN BZ5513	05/25/2026	2,025.00
3132XFDR6	FHWN1011	05/25/2026	920.83
3140LKDR1	FN BS8211	05/25/2026	1,137.50
3140Q2C97	FN BZ6395	05/25/2026	1,945.00
30308AAH6	FRESB 2018-SB45 10F 3.16 11/25/2027	05/26/2026	2,007.11
3133ENEQ9	FED FARM CR BNKS 1.640 05/24/27 '25	05/26/2026	2,870.00
3137BVZ82	FHMS K-063 A2 3.43 01/25/2027	05/26/2026	1,412.57
3137HFF59	FHMS K-527 A2 4.618 07/25/2029	05/26/2026	2,309.00
3137HCKV3	FHMS K-520 A2 5.18 03/25/2029	05/26/2026	1,726.67
3137HJY9	FHMS K-534 A2 4.7 11/25/2029	05/26/2026	1,958.33
3137HAST4	FHMS K-509 A2 4.85 09/25/2028	05/26/2026	1,717.71
<b>MAY 2026 TOTAL</b>			<b>49,750.03</b>
2546732B1	CAPITL ONE NA 4.900 11/30/27	06/01/2026	5,904.57
91282CMA6	US TREASURY 4.125 11/30/29	06/01/2026	13,406.25
20772KPB9	CONNECTICUT ST 1.990 06/01/30	06/01/2026	3,731.25
91282CKT7	US TREASURY 4.500 05/31/29	06/01/2026	10,125.00
023135BR6	AMAZON.COM 1.200 06/03/27 '27	06/03/2026	4,500.00
023135BS4	AMAZON.COM 1.500 06/03/30 '30	06/03/2026	5,437.50
3130AAAG3	FHLBANKS 2.625 12/11/26	06/11/2026	4,790.63
02582JKV1	AXCMT-254-A	06/15/2026	731.00



**Projected Income**  
For the Period May 01, 2026 to April 30, 2027

CUSIP	DESCRIPTION	POST DATE	AMOUNT
92970OAK1	WFCIT-261-A	06/15/2026	2,210.00
34535EAD4	FCAOT-24A-A3	06/15/2026	596.86
74265IEA6	PEFCO 4.300 12/15/28	06/15/2026	12,362.50
14319WAD8	CARMAX-251-A3	06/15/2026	2,016.67
90355GPQ3	UBS USA 4.350 07/17/29	06/17/2026	919.94
22533UJF7	CREDIT AGRIN Y 06/18/26	06/18/2026	17,415.00
4581XODG0	IDB 2.250 06/18/29 MTN	06/18/2026	5,625.00
3133EPNH4	FED FARM CR BNKS 3.875 06/21/28	06/22/2026	9,687.50
3130AQF65	FHLBANKS 1.250 12/21/26	06/22/2026	2,187.50
3137BVZ82	FHMS K-063 A2 3.43 01/25/2027	06/25/2026	1,409.15
3132XFDR6	FHWN1011	06/25/2026	920.30
3140QIDT4	FN BZ5513	06/25/2026	2,027.49
3137HFF59	FHMS K-527 A2 4.618 07/25/2029	06/25/2026	2,309.00
3140LKDR1	FN BS8211	06/25/2026	1,143.68
30308AAH6	FRESB 2018-SB45 10F 3.16 11/25/2027	06/25/2026	2,002.58
3140Q2C97	FN BZ6395	06/25/2026	1,944.47
3137HCKV3	FHMS K-520 A2 5.18 03/25/2029	06/25/2026	1,726.67
3137HJ5Y9	FHMS K-534 A2 4.7 11/25/2029	06/25/2026	1,958.33
3137HAST4	FHMS K-509 A2 4.85 09/25/2028	06/25/2026	1,717.71
91282CPR6	US TREASURY 3.625 12/31/30	06/30/2026	10,875.00
<b>JUN 2026 TOTAL</b>			<b>129,681.54</b>
3133EN5N6	FED FARM CR BNKS 4.000 01/06/28	07/06/2026	9,400.00
3130AMWV0	FHLBANKS 2.000 07/07/28	07/07/2026	5,000.00
14319WAD8	CARMAX-251-A3	07/15/2026	2,016.67
34535EAD4	FCAOT-24A-A3	07/15/2026	556.74
02582JKV1	AXCMT-254-A	07/15/2026	731.00
92970OAK1	WFCIT-261-A	07/15/2026	2,210.00
90355GPQ3	UBS USA 4.350 07/17/29	07/17/2026	890.26



**Projected Income**  
For the Period May 01, 2026 to April 30, 2027

CUSIP	DESCRIPTION	POST DATE	AMOUNT
89235MPT2	TOYOTA FINL SVGS 4.450 07/18/29	07/20/2026	5,384.38
3133ELY32	FED FARM CR BNKS 0.550 07/22/26	07/22/2026	42,291.00
3133ELY32	FED FARM CR BNKS 0.550 07/22/26	07/22/2026	825.00
3137HFF59	FHMS K-527 A2 4.618 07/25/2029	07/27/2026	2,309.00
3132XFDR6	FHWN1011	07/27/2026	919.60
3140Q2C97	FN BZ6395	07/27/2026	1,943.05
3140LKDR1	FNBS8211	07/27/2026	1,141.08
3140Q1DT4	FN BZ5513	07/27/2026	2,025.54
3137HCKV3	FHMS K-520 A2 5.18 03/25/2029	07/27/2026	1,726.67
3137HJ5Y9	FHMS K-534 A2 4.7 11/25/2029	07/27/2026	1,958.33
30308AAH6	FRESB 2018-SB45 10F 3.16 11/25/2027	07/27/2026	1,998.29
3137HAST4	FHMS K-509 A2 4.85 09/25/2028	07/27/2026	1,717.71
3137BVZ82	FHMS K-063 A2 3.43 01/25/2027	07/27/2026	1,405.94
742718GF0	PROCTER GAMBLE 4.350 01/29/29	07/29/2026	10,875.00
91282CFB2	US TREASURY 2.750 07/31/27	07/31/2026	7,562.50
91282CMG3	US TREASURY 4.250 01/31/30	07/31/2026	12,750.00
<b>JUL 2026 TOTAL</b>			<b>117,637.75</b>
801139AE6	SANTA ANA CALIF PENSION OBL 1.176 08/01/26	08/01/2026	53,557.20
3133EAG44	FED FARM CR BNKS 2.630 08/03/26	08/03/2026	21,007.45
880591EU2	TVA 2.875 02/01/27	08/03/2026	5,031.25
801139AE6	SANTA ANA CALIF PENSION OBL 1.176 08/01/26	08/03/2026	2,234.40
250375LA8	DESERT CALIF CMNTY COLLEGE 3.000 08/01/27	08/03/2026	4,800.00
3133EAG44	FED FARM CR BNKS 2.630 08/03/26	08/03/2026	4,050.20
54438CYN6	LOS ANGELES CALIF CMNTY COL 1.806 08/01/30	08/03/2026	4,515.00
13063EG17	CALIFORNIA ST 4.500 08/01/29	08/03/2026	10,237.50
713448GB8	PEPSICO 4.600 02/07/30 '30	08/07/2026	10,925.00
037833ED8	APPLE 1650 02/08/31 '30	08/10/2026	4,537.50
92970OAK1	WFCT-261-A	08/17/2026	2,210.00

## Projected Income

For the Period May 01, 2026 to April 30, 2027

CUSIP	DESCRIPTION	POST DATE	AMOUNT
34535EAD4	FCAOT-24A-A3	08/17/2026	517.24
14319WAD8	CARMAX-251-A3	08/17/2026	2,016.67
90355GPO3	UBSUSA 4.350 07/17/29	08/17/2026	919.94
76913CBB4	RIVERSIDE CNTY CALIF PENSIO 23963 02/15/27	08/17/2026	7,407.50
02582JKV1	AXCMT-254-A	08/17/2026	731.00
3023IGBE1	EXXONMOBIL 2.440 08/16/29 '29	08/17/2026	3,965.00
3140LKDR1	FNBS8211	08/25/2026	1,140.39
3137BVZ82	FHMS K-063 A2 3.43 01/25/2027	08/25/2026	1,402.52
3137HFF59	FHMS K-527 A2 4.618 07/25/2029	08/25/2026	2,309.00
3140Q2C97	FN BZ6395	08/25/2026	1,941.90
3132XFDR6	FHWN1011	08/25/2026	918.99
30308AAH6	FRESB 2018-SB45 10F 3.16 11/25/2027	08/25/2026	1,993.74
3140QIDT4	FN BZ5513	08/25/2026	2,024.58
3137HCKV3	FHMS K-520 A2 5.18 03/25/2029	08/25/2026	1,726.67
3137HJ5Y9	FHMS K-534 A2 4.7 11/25/2029	08/25/2026	1,958.33
3137HAST4	FHMS K-509 A2 4.85 09/25/2028	08/25/2026	1,717.71
91282CNX5	US TREASURY 3.625 08/31/30	08/31/2026	10,875.00
91282CKD2	US TREASURY 4.250 02/28/29	08/31/2026	10,625.00
91282CHX2	US TREASURY 4.375 08/31/28	08/31/2026	10,828.13
<b>AUG 2026 TOTAL</b>			<b>188,124.80</b>
799017WC8	SANMATEO CALIF UNHIGH SCH 2:187 09/01/27	09/01/2026	5,467.50
478160DH4	JOHNSON&JOHNSON 4.550 03/01/28 '28	09/01/2026	11,375.00
3130AXEL8	FHLBANKS 4.750 09/08/28	09/08/2026	9,618.75
02582JKV1	AXCMT-254-A	09/15/2026	731.00
3133ENL99	FED FARM CR BNKS 3.375 09/15/27	09/15/2026	5,906.25
92970OAK1	WFCT-261-A	09/15/2026	2,210.00
88059IEZ1	TVA 3.875 03/15/28	09/15/2026	11,625.00
58933YBQ7	MERCK & CO 4.150 09/15/30 '30	09/15/2026	9,856.25

## Projected Income

For the Period May 01, 2026 to April 30, 2027

CUSIP	DESCRIPTION	POST DATE	AMOUNT
34535EAD4	FCAOT-24A-A3	09/15/2026	478.79
14319WAD8	CARMAX-251-A3	09/15/2026	2,016.67
90355GPO3	UBSUSA 4.350 07/17/29	09/17/2026	919.94
3133EP5J5	FED FARM CR BNKS 4.125 03/20/29	09/21/2026	10,312.50
3132XFDR6	FHWN1011	09/25/2026	918.30
3137HFF59	FHMS K-527 A2 4.618 07/25/2029	09/25/2026	2,309.00
3137BVZ82	FHMS K-063 A2 3.43 01/25/2027	09/25/2026	1,223.72
3140LKDR1	FN BS8211	09/25/2026	1,138.58
3140QC97	FN BZ6395	09/25/2026	1,940.53
3137HCKV3	FHMS K-520 A2 5.18 03/25/2029	09/25/2026	1,726.67
3137HJ5Y9	FHMS K-534 A2 4.7 11/25/2029	09/25/2026	1,958.33
3137HAST4	FHMS K-509 A2 4.85 09/25/2028	09/25/2026	1,717.71
30308AAH6	FRESB 2018-SB45 10F 3.16 11/25/2027	09/25/2026	1,989.43
3140QIDT4	FN BZ5513	09/25/2026	2,023.21
3130AMWW8	FHLBANKS 1100 09/30/26 '25	09/30/2026	1,705.00
3130AMWW8	FHLBANKS 1100 09/30/26 '25	09/30/2026	41,075.00
<b>SEP 2026 TOTAL</b>			<b>130,243.12</b>
79768HJN9	SAN FRANCISCO (CITY & COUNT 4.655 10/01/27 '27	10/01/2026	9,193.63
3133ETBF3	FED FARM CR BNKS 4.000 04/01/30	10/01/2026	12,000.00
3133EPFU4	FED FARM CR BNKS 3.500 04/12/28	10/13/2026	9,625.00
14319WAD8	CARMAX-251-A3	10/15/2026	2,016.67
34535EAD4	FCAOT-24A-A3	10/15/2026	442.36
166756BJ4	CHEVRON USA 4.300 10/15/30 '30	10/15/2026	13,975.00
02582JKV1	AXCMT-254-A	10/15/2026	731.00
92970OAK1	WFCT-261-A	10/15/2026	2,210.00
74265IDZ2	PEFCO 3.900 10/15/27	10/15/2026	9,262.50
90355GPO3	UBSUSA 4.350 07/17/29	10/19/2026	890.26
30308AAH6	FRESB 2018-SB45 10F 3.16 11/25/2027	10/26/2026	1,985.10



**Projected Income**  
For the Period May 01, 2026 to April 30, 2027

CUSIP	DESCRIPTION	POST DATE	AMOUNT
3137HFF59	FHMS K-527 A2 4.618 07/25/2029	10/26/2026	2,309.00
3140QIDT4	FN BZ5513	10/26/2026	2,022.86
3137BVZ82	FHMS K-063 A2 3.43 01/25/2027	10/26/2026	1,220.87
3132XFDR6	FHWN1011	10/26/2026	917.59
3140LKDR1	FN BS8211	10/26/2026	1,139.38
3140Q2C97	FN BZ6395	10/26/2026	1,939.33
3137HCKV3	FHMS K-520 A2 5.18 03/25/2029	10/26/2026	1,726.67
3137HJ5Y9	FHMS K-534 A2 4.7 11/25/2029	10/26/2026	1,958.33
3137HAST4	FHMS K-509 A2 4.85 09/25/2028	10/26/2026	1,717.71
931142FT5	WALMART 4.150 04/30/31'31	10/30/2026	10,375.00
<b>OCT 2026 TOTAL</b>			<b>87,658.24</b>
91282CJF9	US TREASURY 4.875 10/31/28	11/02/2026	9,506.25
91282CKP5	US TREASURY 4.625 04/30/29	11/02/2026	11,909.38
63873KL21	NATIXIS NY 11/02/26	11/02/2026	15,189.53
63873KL54	NATIXIS NY 11/05/26	11/05/2026	11,811.67
09659CLA4	BNP PARIBAS NY 11/10/26	11/10/2026	15,824.79
166764BX7	CHEVRON 1.995 05/11/27 '27	11/12/2026	3,491.25
30303MAB8	META PLATFORMS 4.200 11/15/30 '30	11/16/2026	12,600.00
14319WAD8	CARMAX-251-A3	11/16/2026	2,004.23
34535EAD4	FOAOT-24A-A3	11/16/2026	407.27
9128284N7	US TREASURY 2.875 05/15/28	11/16/2026	7,187.50
02582JKV1	AXGMT-254-A	11/16/2026	731.00
92970OAK1	WFCIT-261-A	11/16/2026	2,210.00
90355GPK3	UBS USA 4.350 07/17/29	11/17/2026	919.94
3133ENEQ9	FED FARM CR BNKS 1.640 05/24/27'25	11/24/2026	2,870.00
3140QIDT4	FN BZ5513	11/25/2026	2,018.47
3137HFF59	FHMS K-527 A2 4.618 07/25/2029	11/25/2026	2,309.00
3132XFDR6	FHWN1011	11/25/2026	916.65



**Projected Income**  
For the Period May 01, 2026 to April 30, 2027

CUSIP	DESCRIPTION	POST DATE	AMOUNT
3137BVZ82	FHMS K-063 A2 3.43 01/25/2027	11/25/2026	1,105.21
3140Q2C97	FN BZ6395	11/25/2026	1,936.74
30308AAH6	FRESB 2018-SB45 10F 3.16 11/25/2027	11/25/2026	1,980.51
3137HJ5Y9	FHMS K-534 A2 4.7 11/25/2029	11/25/2026	1,958.33
3137HCKV3	FHMS K-520 A2 5.18 03/25/2029	11/25/2026	1,726.67
3137HAST4	FHMS K-509 A2 4.85 09/25/2028	11/25/2026	1,717.71
3140LKDR1	FNBS8211	11/25/2026	1,128.18
2546732B1	CAPITL ONE NA 4.900 11/30/27	11/30/2026	6,002.43
91282CKT7	US TREASURY 4.500 05/31/29	11/30/2026	10,125.00
91282CMA6	US TREASURY 4.125 11/30/29	11/30/2026	13,406.25
<b>NOV 2026 TOTAL</b>			<b>142,993.96</b>
20772KPB9	CONNECTICUT ST 1.990 06/01/30	12/01/2026	3,731.25
023135BS4	AMAZON.COM 1.500 06/03/30 '30	12/03/2026	5,437.50
023135BR6	AMAZON.COM 1.200 06/03/27 27	12/03/2026	4,500.00
60710WM43	MIZUHO BANK NY 12/04/26	12/04/2026	10,362.92
3130AAAG3	FHLBANKS 2.625 12/11/26	12/11/2026	4,790.63
3130AAAG3	FHLBANKS 2.625 12/11/26	12/11/2026	21,056.85
742651EA6	PEFCO 4.300 12/15/28	12/15/2026	12,362.50
14319WAD8	CARMAX-251-A3	12/15/2026	1,909.39
02582JKV1	AXCMT-254-A	12/15/2026	731.00
92970CAK1	WFCT-261-A	12/15/2026	2,210.00
34535EAD4	FCAOT-24A-A3	12/15/2026	372.85
90355GPQ3	UBS USA 4.350 07/17/29	12/17/2026	890.26
4581XODGO	IDB 2.250 06/18/29 MTTN	12/18/2026	5,625.00
3133EPNH4	FED FARM CR BNKS 3.875 06/21/28	12/21/2026	9,687.50
3130AQF65	FHLBANKS 1.250 12/21/26	12/21/2026	2,187.50
3130AQF65	FHLBANKS 1.250 12/21/26	12/21/2026	43,268.40
3137HCKV3	FHMS K-520 A2 5.18 03/25/2029	12/25/2026	1,726.67

## Projected Income

For the Period May 01, 2026 to April 30, 2027

CUSIP	DESCRIPTION	POST DATE	AMOUNT
3137HJ5Y9	FHMS K-534 A2 4.7 11/25/2029	12/25/2026	1,958.33
3137HAST4	FHMS K-509 A2 4.85 09/25/2028	12/25/2026	1,717.71
3140Q2C97	FN BZ6395	12/25/2026	1,935.58
3140Q1DT4	FN BZ5513	12/25/2026	2,017.70
30308AAH6	FRESB 2018-SB45 10F 3.16 11/25/2027	12/25/2026	1,976.16
3137BVZ82	FHMS K-063 A2 3.43 01/25/2027	12/25/2026	865.66
3140LKDR1	FN BS8211	12/25/2026	1,126.79
3137HFF59	FHMS K-527 A2 4.618 07/25/2029	12/25/2026	2,309.00
3132XFDR6	FHWN1011	12/25/2026	916.04
91282CPR6	US TREASURY 3.625 12/31/30	12/31/2026	10,875.00
<b>DEC 2026 TOTAL</b>			<b>156,548.19</b>
3133EN5N6	FED FARM CRBNKS 4.000 01/06/28	01/06/2027	9,400.00
3130AMWV0	FHLBANKS 2.000 07/07/28	01/07/2027	5,000.00
34535EAD4	FCAOT-24A-A3	01/15/2027	340.12
02582JKV1	AXCMT-254-A	01/15/2027	731.00
92970QAK1	WFCIT-261-A	01/15/2027	2,210.00
14319WAD8	CARMAX-251-A3	01/15/2027	1,819.91
89235MPT2	TOYOTA FINL SVGS 4.450 07/18/29	01/19/2027	5,473.62
90355GPQ3	UBS USA 4.350 07/17/29	01/19/2027	919.94
3132XFDR6	FHWN1011	01/25/2027	915.32
3137HFF59	FHMS K-527 A2 4.618 07/25/2029	01/25/2027	2,309.00
3140Q2C97	FN BZ6395	01/25/2027	1,933.54
3137BVZ82	FHMS K-063 A2 3.43 01/25/2027	01/25/2027	13,744.74
3140Q1DT4	FN BZ5513	01/25/2027	2,014.61
30308AAH6	FRESB 2018-SB45 10F 3.16 11/25/2027	01/25/2027	1,971.55
3137HCKV3	FHMS K-520 A2 5.18 03/25/2029	01/25/2027	1,726.67
3137HJ5Y9	FHMS K-534 A2 4.7 11/25/2029	01/25/2027	1,958.33
3137HAST4	FHMS K-509 A2 4.85 09/25/2028	01/25/2027	1,717.71



**Projected Income**  
For the Period May 01, 2026 to April 30, 2027

CUSIP	DESCRIPTION	POST DATE	AMOUNT
3137BVZ82	FHMS K-063 A2 3.43 01/25/2027	01/25/2027	163.69
3140LKDRI	FN BS8211	01/25/2027	1,116.94
742718GF0	PROCTER GAMBLE 4.350 01/29/29	01/29/2027	10,875.00
<b>JAN 2027 TOTAL</b>			<b>66,341.69</b>
880591EU2	TVA 2.875 02/01/27	02/01/2027	16,915.85
880591EU2	TVA 2.875 02/01/27	02/01/2027	5,031.25
250375LA8	DESERT CALIF CMNTY COLLEGE 3.000 08/01/27	02/01/2027	4,800.00
54438CYN6	LOS ANGELES CALIF CMNTY COL 1.806 08/01/30	02/01/2027	4,515.00
13063EGT7	CALIFORNIA ST 4.500 08/01/29	02/01/2027	10,237.50
91282CFB2	US TREASURY 2.750 07/31/27	02/01/2027	7,562.50
91282CMG3	US TREASURY 4.250 01/31/30	02/01/2027	12,750.00
713448GB8	PEPSICO 4.600 02/07/30 '30	02/08/2027	10,925.00
037833ED8	APPLE 1.650 02/08/31 '30	02/08/2027	4,537.50
76913CBB4	RIVERSIDE CNTY CALIF PENSIO 2.963 02/15/27	02/15/2027	41,935.00
14319WAD8	CARMAX-251-A3	02/15/2027	1,731.73
34535EAD4	FCAOT-24A-A3	02/15/2027	308.71
76913CBB4	RIVERSIDE CNTY CALIF PENSIO 2.963 02/15/27	02/16/2027	7,407.50
02582JKV1	AXCMT-254-A	02/16/2027	731.00
30231GBE1	EXXONMOBIL 2.440 08/16/29 '29	02/16/2027	3,965.00
92970OAK1	WFCIT-261-A	02/16/2027	2,210.00
90355GPK3	UBSUSA 4.350 07/17/29	02/17/2027	919.94
3132XFDR6	FHWN1011	02/25/2027	914.77
3140Q2C97	FN BZ6395	02/25/2027	1,932.10
3140Q1DT4	FN BZ5513	02/25/2027	2,012.73
3137HCKV3	FHMS K-520 A2.518 03/25/2029	02/25/2027	1,726.67
3137HJ5Y9	FHMS K-534 A2 4.7 11/25/2029	02/25/2027	1,958.33
3137HAST4	FHMS K-509 A2 4.85 09/25/2028	02/25/2027	1,717.71
30308AAH6	FRESB 2018-SB45 10F 3.16 11/25/2027	02/25/2027	1,967.17



**Projected Income**  
For the Period May 01, 2026 to April 30, 2027

CUSIP	DESCRIPTION	POST DATE	AMOUNT
3137HFF59	FHMS K-527 A2 4.618 07/25/2029	02/25/2027	2,309.00
3140LKDR1	FN BS8211	02/25/2027	1,110.18
<b>FEB 2027 TOTAL</b>			<b>152,132.13</b>
91282CKD2	US TREASURY 4.250 02/28/29	03/01/2027	10,625.00
91282CHX2	US TREASURY 4.375 08/31/28	03/01/2027	10,828.13
799017WC8	SANIMATEO CALIF UNHIGH SCH 2:187 09/01/27	03/01/2027	5,467.50
478160DH4	JOHNSON&JOHNSON 4.550 03/01/28 28	03/01/2027	11,375.00
91282CNX5	US TREASURY 3.625 08/31/30	03/01/2027	10,875.00
3130AXEL8	FHLBANKS 4.750 09/08/28	03/08/2027	9,618.75
14319WAD8	CARMAX-251-A3	03/15/2027	1,644.14
02582JKV1	AXCMT-254-A	03/15/2027	731.00
3133ENL99	FED FARM CR BNKS 3.375 09/15/27	03/15/2027	5,906.25
92970OAK1	WFCIT-261-A	03/15/2027	2,210.00
34535EAD4	FOAOT-24A-A3	03/15/2027	279.43
88059IEZ1	TVA 3.875 03/15/28	03/15/2027	11,625.00
58933YBQ7	MERCK & CO 4.150 09/15/30 30	03/15/2027	9,856.25
90355GPQ3	UBS USA 4.350 07/17/29	03/17/2027	830.91
3133EP5U5	FED FARM CR BNKS 4.125 03/20/29	03/22/2027	10,312.50
3140QIDT4	FN BZ5513	03/25/2027	2,012.03
3140LKDR1	FN BS8211	03/25/2027	1,106.60
3137HCKV3	FHMS K-520 A2 5.18 03/25/2029	03/25/2027	1,726.67
3137HJ5Y9	FHMS K-534 A2 4.7 11/25/2029	03/25/2027	1,958.33
3137HAST4	FHMS K-509 A2 4.85 09/25/2028	03/25/2027	1,717.71
3132XDFDR6	FHWN1011	03/25/2027	914.28
30308AAH6	FRESB 2018-SB45 10F 3:16 11/25/2027	03/25/2027	1,962.79
3137HFF59	FHMS K-527 A2 4.618 07/25/2029	03/25/2027	2,309.00
3140Q2C97	FN BZ6395	03/25/2027	1,931.09
<b>MAR 2027 TOTAL</b>			<b>117,823.33</b>



**Projected Income**  
For the Period May 01, 2026 to April 30, 2027

CUSIP	DESCRIPTION	POST DATE	AMOUNT
79768HJN9	SAN FRANCISCO (CITY & COUNT 4.655 10/01/27 27	04/01/2027	9,193,663
3133ETBF3	FED FARM CR BNKS 4.000 04/01/30	04/01/2027	12,000.00
3133EPFU4	FED FARM CR BNKS 3.500 04/12/28	04/12/2027	9,625.00
166756BJ4	CHEVRON USA 4.300 10/15/30 '30	04/15/2027	13,975.00
02582JKV1	AXO MT-254-A	04/15/2027	731.00
92970OAK1	WFCIT-261-A	04/15/2027	2,210.00
742651DZ2	PEFCO 3.900 10/15/27	04/15/2027	9,262.50
34535EAD4	FOAOT-24A-A3	04/15/2027	250.96
14319WAD8	CARMAX-251-A3	04/15/2027	1,559.09
90355GPQ3	UBS USA 4.350 07/17/29	04/19/2027	919.94
30308AAH6	FRESB 2018-SB45 10F 3:16 11/25/2027	04/26/2027	1,957.65
3132XFDR6	FHWN1011	04/26/2027	913.69
3137HCKV3	FHMS K-520 A2:5:18 03/25/2029	04/26/2027	1,726.67
3137HJY9	FHMS K-534 A2 4.7 11/25/2029	04/26/2027	1,958.33
3137HAST4	FHMS K-509 A2 4.85 09/25/2028	04/26/2027	1,717.71
3140QIDT4	FN BZ5513	04/26/2027	2,010.41
3140Q2C97	FN BZ6395	04/26/2027	1,929.61
3140LKDR1	FN BS8211	04/26/2027	1,098.29
3137HFF59	FHMS K-527 A2 4.618 07/25/2029	04/26/2027	2,309.00
91282CJF9	US TREASURY 4.875 10/31/28	04/30/2027	9,506.25
91282CKP5	US TREASURY 4.625 04/30/29	04/30/2027	11,909.38
931142FT5	WALMART 4:150 04/30/31'31	04/30/2027	10,375.00
<b>APR 2027 TOTAL</b>			<b>107,139.09</b>
<b>GRAND TOTAL</b>			<b>1,446,073.86</b>

## Disclosure

Meeder provides monthly statements for its investment management clients to provide information about the investment portfolio. The information should not be used for audit or confirmation purposes. Please review your custodial statements and report any inaccuracies or discrepancies.

Certain information and data has been supplied by unaffiliated third parties. Although Meeder believes the information is reliable, it cannot warrant the accuracy of information offered by third parties. Market value may reflect prices received from pricing vendors when current market quotations are not available. Prices may not reflect firm bids or offers and may differ from the value at which the security can be sold.

Statements may include positions from unmanaged accounts provided for reporting purposes. Unmanaged accounts are managed directly by the client and are not included in the accounts managed by Meeder. This information is provided as a client convenience and Meeder assumes no responsibility for performance of these accounts or the accuracy of the data reported.

**Investing involves risk. Past performance is no guarantee of future results. Debt and fixed income securities are subject to credit and interest rate risk. The investment return and principal value of an investment will fluctuate so that an investors shares, when redeemed, may be worth more or less than their original cost. Current performance may be lower or higher than the performance data quoted.**

Meeder Public Funds, Inc. is a registered investment adviser and affiliate of Meeder Investment Management, Inc. Investment advisory services are provided through Meeder Public Funds, Inc. Please contact us if you would like to receive a copy of our current ADV disclosure brochure or privacy policy.

© 2026 Meeder Investment Management

[meederpublicfunds.com](https://meederpublicfunds.com) | 866.633.3371



**M E E D E R**

**PUBLIC FUNDS**



# Summary Statement

May 31, 2026

Page 1 of 3

Investor ID: CA-01-0077

0000074-0000345.PDFT 959604

**Paradise Recreation & Park District  
6626 Skyway  
Paradise, CA 95969**

## California CLASS

### California CLASS

Average Monthly Yield: 3.6977%

	Beginning Balance	Contributions	Withdrawals	Income Earned	Income Earned YTD	Average Daily Balance	Month End Balance
CA-01-0077-0001 CC Reserve Fund	1,120,187.93	0.00	0.00	3,517.97	17,142.91	1,120,528.38	1,123,705.90
<b>TOTAL</b>	<b>1,120,187.93</b>	<b>0.00</b>	<b>0.00</b>	<b>3,517.97</b>	<b>17,142.91</b>	<b>1,120,528.38</b>	<b>1,123,705.90</b>



# Account Statement

May 31, 2026

Page 2 of 3

Account Number: CA-01-0077-0001

## CC Reserve Fund

### Account Summary

Average Monthly Yield: 3.6977%

	Beginning Balance	Contributions	Withdrawals	Income Earned	Income Earned YTD	Average Daily Balance	Month End Balance
California CLASS	1,120,187.93	0.00	0.00	3,517.97	17,142.91	1,120,528.38	1,123,705.90

### Transaction Activity

Transaction Date	Transaction Description	Contributions	Withdrawals	Balance	Transaction Number
05/01/2026	Beginning Balance			1,120,187.93	
05/31/2026	Income Dividend Reinvestment	3,517.97			
05/31/2026	Ending Balance			1,123,705.90	

**California CLASS**

California CLASS

Date	Dividend Rate	Daily Yield
05/01/2026	0.00304044	3.6992%
05/02/2026	0.00000000	3.6992%
05/03/2026	0.00000000	3.6992%
05/04/2026	0.00101117	3.6908%
05/05/2026	0.00100965	3.6852%
05/06/2026	0.00101131	3.6913%
05/07/2026	0.00101154	3.6921%
05/08/2026	0.00303681	3.6948%
05/09/2026	0.00000000	3.6948%
05/10/2026	0.00000000	3.6948%
05/11/2026	0.00101350	3.6993%
05/12/2026	0.00101625	3.7093%
05/13/2026	0.00101812	3.7161%
05/14/2026	0.00101682	3.7114%
05/15/2026	0.00303912	3.6976%
05/16/2026	0.00000000	3.6976%
05/17/2026	0.00000000	3.6976%
05/18/2026	0.00101436	3.7024%
05/19/2026	0.00101086	3.6897%
05/20/2026	0.00100914	3.6834%
05/21/2026	0.00100861	3.6814%
05/22/2026	0.00403668	3.6835%
05/23/2026	0.00000000	3.6835%
05/24/2026	0.00000000	3.6835%
05/25/2026	0.00000000	3.6835%
05/26/2026	0.00101307	3.6977%
05/27/2026	0.00101923	3.7202%
05/28/2026	0.00101883	3.7187%
05/29/2026	0.00304965	3.7104%
05/30/2026	0.00000000	3.7104%
05/31/2026	0.00000000	3.7104%

Performance results are shown net of all fees and expenses and reflect the reinvestment of dividends and other earnings. Many factors affect performance including changes in market conditions and interest rates and in response to other economic, political, or financial developments. Investment involves risk including the possible loss of principal. No assurance can be given that the performance objectives of a given strategy will be achieved. **Past performance is no guarantee of future results. Any financial and/or investment decision may incur losses.**

**Paradise Recreation & Park District  
Investment & Reserves Report  
31-May-26**

Summary						Annual
Reserve Funds	Maximum Target	6/30/2025 Balance	FY 2025-2026 Allocated	FY 2025-2026 Interest	5/31/2026 Balance	Funding Goal
CalPERS 115 Trust	500,000	7,954.98	0.00	376.18	8,331.16	30,000
Capital Improvement & Acquisition	25,000,000	10,491,808.36	-1,892,631.49	457,069.71	9,056,246.58	100,000
Current Operations	8,000,000	6,000,000.00	-4,915,000.00	80,358.20	1,165,358.20	50,000
Designated Project/Special Use/Grant Matching	1,500,000	1,057,311.54	0.00	49,998.15	1,107,309.69	50,000
Future Operations	25,000,000	18,000,000.00	0.00	940,021.40	18,940,021.40	100,000
Technology	150,000	160,291.30	0.00	7,579.85	167,871.15	5,000
Vehicle Fleet & Equipment	1,000,000	822,007.19	0.00	38,871.08	860,878.27	75,000
<b>Total Reserves Funds</b>	<b>61,150,000</b>	<b>36,539,373.37</b>	<b>-6,807,631.49</b>	<b>1,574,274.56</b>	<b>31,306,016.44</b>	<b>410,000</b>

Detail		
Reserve Accounts	5/31/2026	FY 2024 - 2025 Interest Earned
CalPERS 115 Trust	8,331.16	11.07
Capital Improvement & Acquisition	9,056,246.58	12,035.57
Current Operations	1,165,358.20	1,548.74
Designated Project/Special Use/Grant Matching	1,107,309.69	1,471.59
Future Operations	18,940,021.40	25,170.91
Technology	167,871.15	223.10
Vehicle Fleet & Equipment	860,878.27	1,144.09
Additional Interest	0.00	13,694.50
<b>Total Reserve Accounts</b>	<b>31,306,016.44</b>	<b>55,299.57</b>

Five Star	Beginning Balance	Change	Interest Earned	Ending Balance
Grant Money Market Account	1,224,152.51	* 9,870.96	3,844.51	1,237,867.98
Five Star Investment Money Market	525,153.52	(0.00)	1,647.07	526,800.59
Payroll Interest Checking	72,730.21	(27,690.95)	3.88	45,043.14
<b>Total Five Star</b>	<b>1,822,036.24</b>	<b>(17,819.99)</b>	<b>5,495.46</b>	<b>1,809,711.71</b>

\* Transferring funds to cover direct deposit

Tri Counties	Beginning Balance	Deposits	Checks/Fees	Ending Balance
Money Market	546,821.70	1,546.53	0.00	548,368.23
Checking (as of May 31, 2026)	611,189.00	112,032.70	619.10	722,602.60
<b>Total</b>	<b>1,158,010.70</b>	<b>113,579.23</b>	<b>619.10</b>	<b>1,270,970.83</b>

<b>Total in interest earning accounts</b>	<b>33,664,096.38</b>	<b>60,694.49</b>
<b>Other Investment Income</b>		<b>0.00</b>
<b>Total</b>		<b>60,694.49</b>

Paradise Recreation & Park District's (District) Investment Policy describes the District's commitment to managing risk by selecting investment products based on safety, liquidity and yield. Per California Government Code Section 53600 et. seq., specifically section 53646 and section 53607, this investment report details all investment-related activity in the current period. District investable funds are currently invested in Five Star Bank which meets those standards. That being said, the District's Investment Policy remains a prudent investment course, and is in compliance with the "Prudent Investor's Policy" designed to protect public funds.

Paradise Rec and Park District

# Investment Report

As of May 29, 2026



**MEEDER**

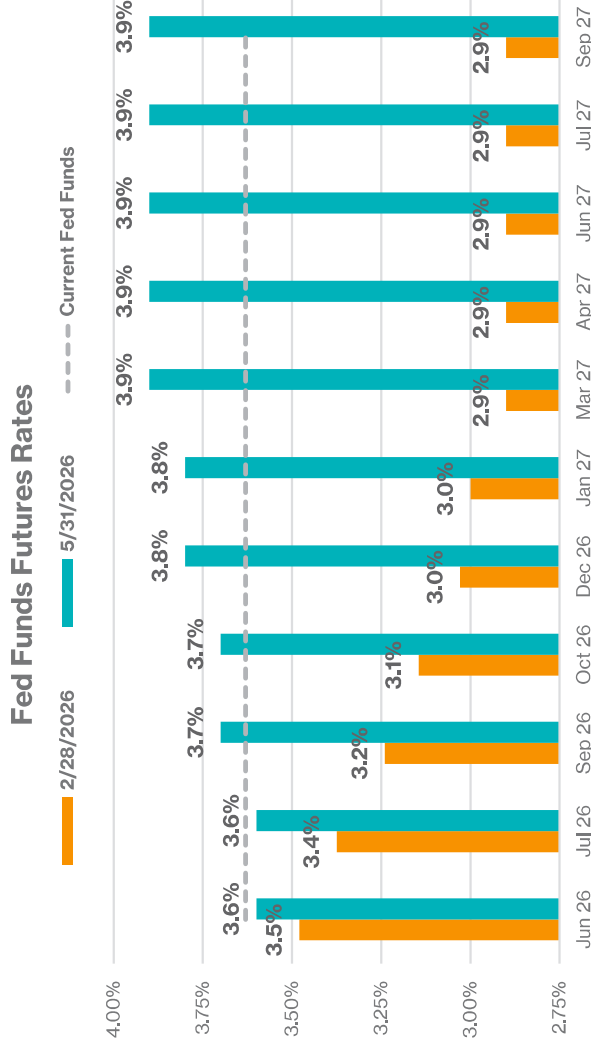
**PUBLIC FUNDS**

# OBSERVATIONS AND EXPECTATIONS



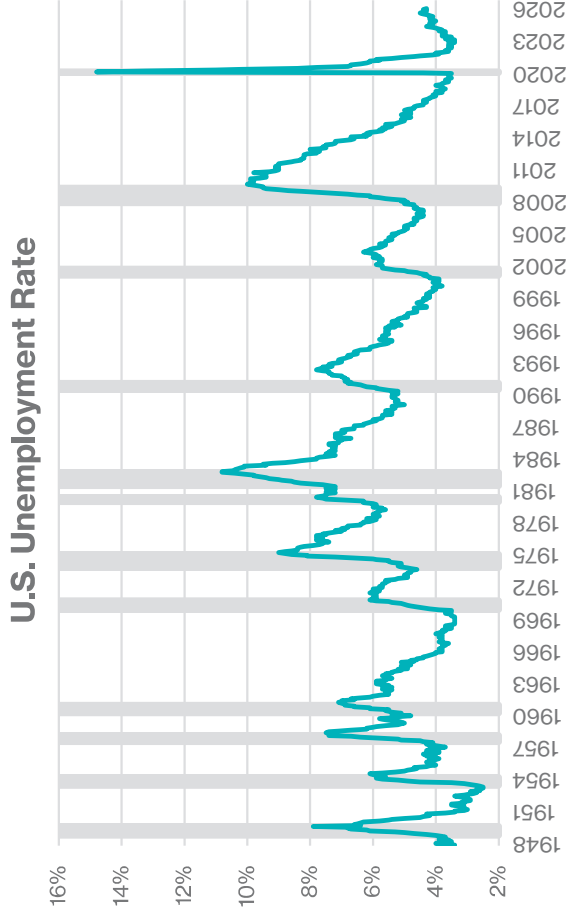
- Intermediate-term and long-term interest rates jumped higher in May
- Inflation also moved up with increased fuel prices due to the Iran conflict
- The Fed Funds futures market is looking for the Fed to possibly hike in 2026
- The labor market is in a holding pattern with its “no hire, no fire” job posture
- Kevin Warsh took over as Fed Chair; former Fed Chair Powell stayed on as a governor

- At the end of February (prior to the Iran conflict), the futures market was pricing in approximately 2.5 quarter point cuts by December 2026.
- At the end of May, futures market data were projecting the Fed to hike next year.

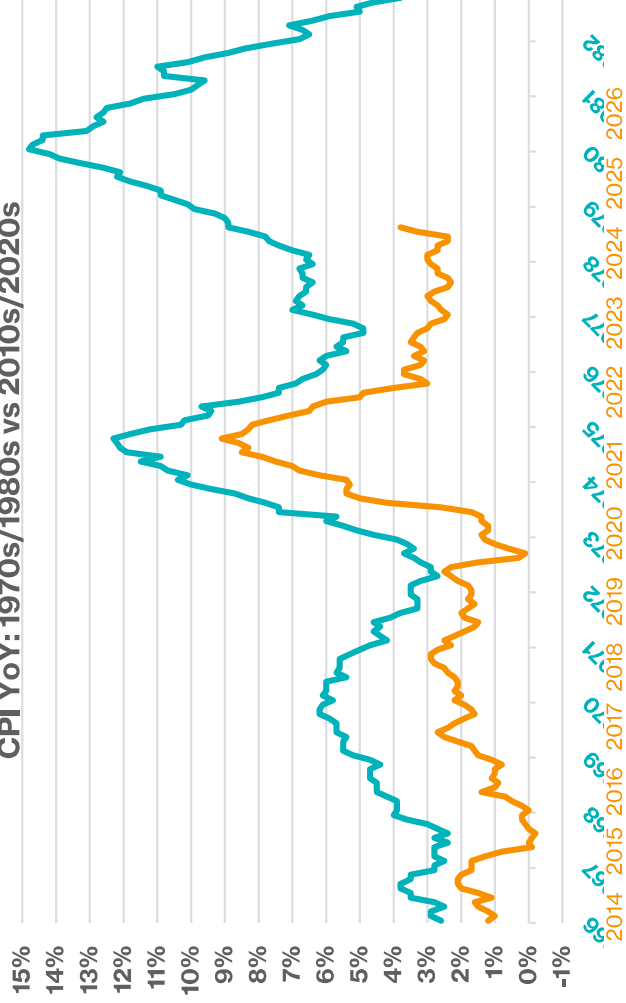


- Job openings are back to the range before COVID era.
- This labor market metric skyrocketed during the COVID pandemic due to a rapid economic rebound, massive shifts in consumer spending, and permanent structural changes to the workforce.
- The labor market currently is more at an equilibrium between job seekers and the unemployed.

SOURCE: BLOOMBERG, FEDERAL RESERVE, SHADED AREAS ARE RECESSIONS



CPI YoY: 1970s/1980s vs 2010s/2020s

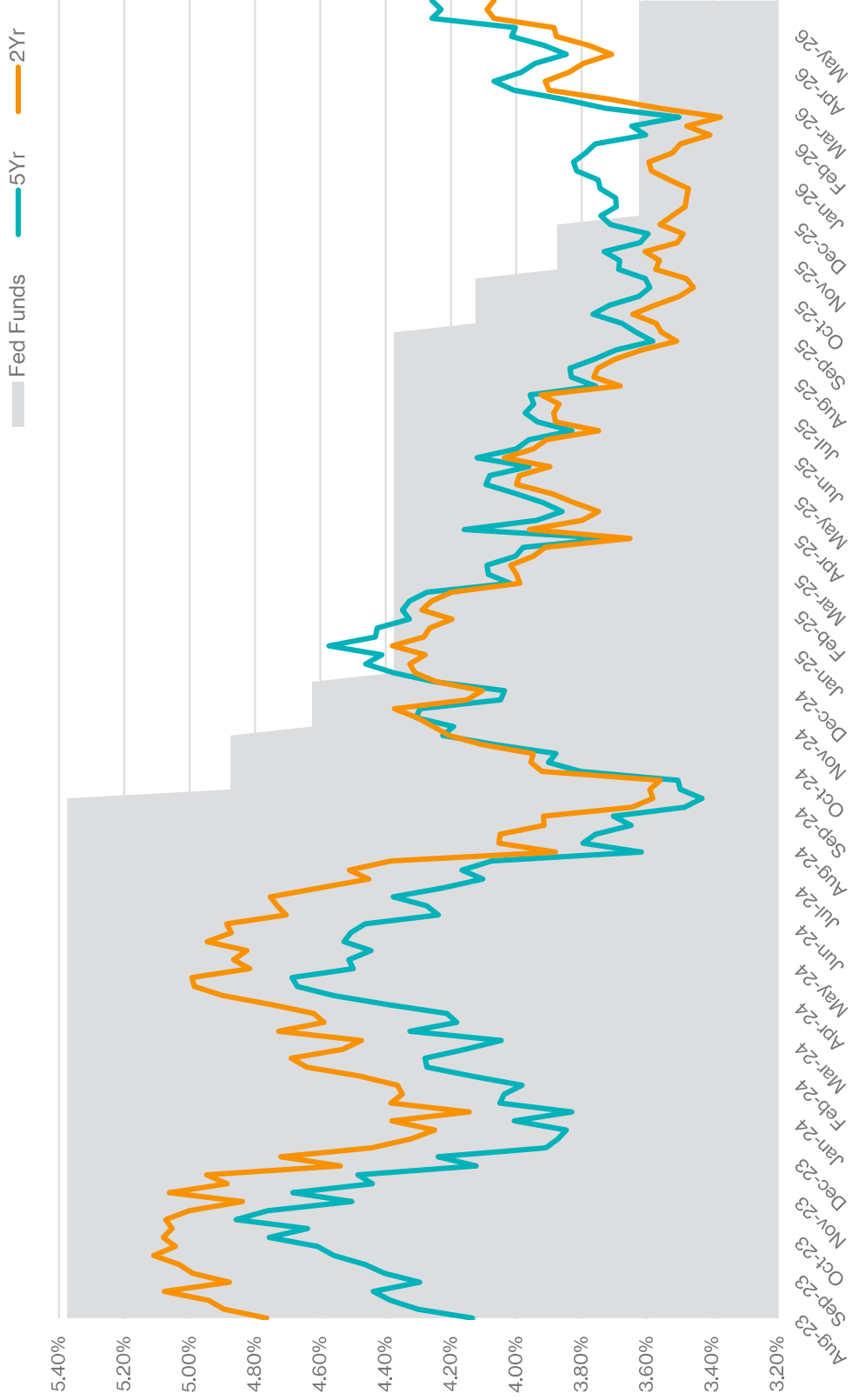


- Some market pundits believe inflation will follow a similar pattern as it did in the 1970s/80s and have a resurgence to much higher levels.
- We don't expect that to happen due to the significantly different factors occurring now versus the 1970s/80s, such as demographics and technology.
- However, the recent inflation jump increases the chances of somewhat repeating the 1970s/80s.

SOURCE: BLOOMBERG



### Fed Funds, 2Yr, 5Yr Treasury Rates





## Contents

---

Portfolio Summary	6
Position Statement	7
Transaction Statement	12
Income/Dividend Received	13
Contribution/Withdrawals and Expenses	14
Projected Income	15

## Portfolio Summary

**4.30**

Weighted Average Yield to Maturity

**2.49**

Weighted Average Maturity (Years)

**2.22**

Portfolio Effective Duration (Years)

**2.41**

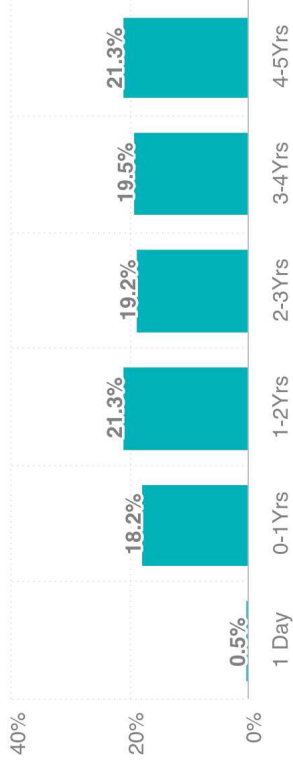
Weighted Average Life (Years)

**AA**

Average Credit Rating



## Custodial Reconciliation

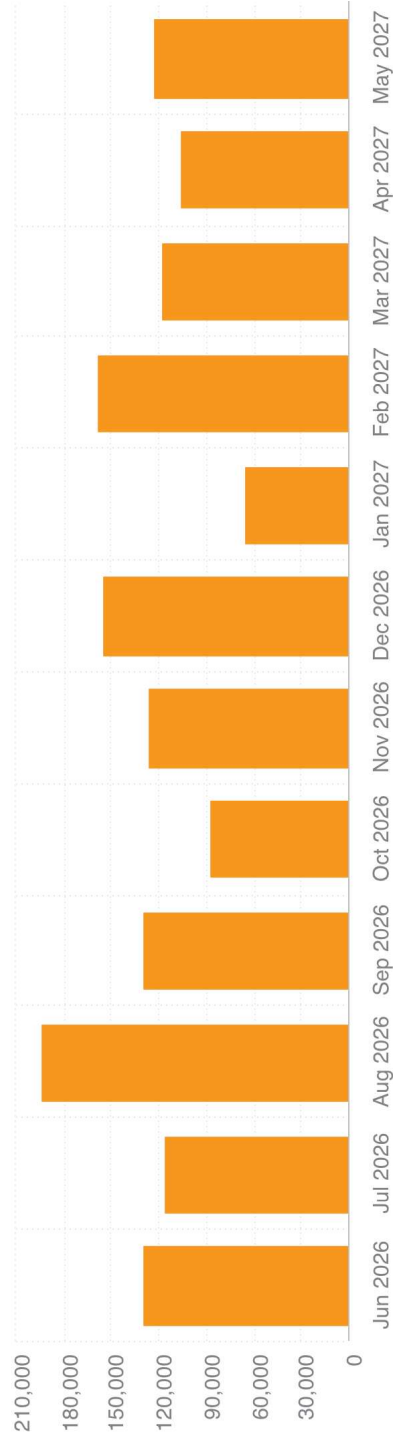


## Sector Allocation



	CURRENT MONTH
<b>Beginning</b>	<b>33,126,602.38</b>
Contributions/Withdrawals	0.00
Management Fees	(1,961.29)
Custodian Fees	(199.31)
Realized Gains/Losses	3,719.16
Purchased Interest	(3,525.09)
Interest Received	52,202.51
<b>ENDING</b>	<b>33,176,838.36</b>

## Projected Monthly Income Schedule





# Position Statement

CUSIP	DESCRIPTION	TRADE DATE SETTLE DATE	PAR VALUE	PRINCIPAL COST PURCHASED INTEREST	TOTAL COST	YIELD TO MATURITY	MATURITY DATE	DAYS TO MATURITY	MARKET PRICE GAIN/LOSS	UNREALIZED BOOK VALUE	% OF MV	MOODY'S S&P RATING
31846V567	FIRST AMER.GVT OBLG.Z	05/29/2026 05/29/2026	156,535.87	156,535.87 0.00	156,535.87	3.52		1	100 156,535.87	0.00 156,535.87	0.46	Aaa AAA
<b>MONEY MARKET FUNDS TOTAL</b>				<b>156,535.87</b>	<b>156,535.87</b>	<b>3.52</b>	<b>1</b>	<b>1</b>	<b>100</b> <b>156,535.87</b>	<b>0.00</b> <b>156,535.87</b>	<b>0.46</b>	<b>AAA</b>
<b>COMMERCIAL PAPER</b>												
22533UFJ7	CREDIT AGRIN Y 06/18/26	11/13/2025 11/14/2025	750,000.00	732,585.00 0.00	732,585.00	3.96	06/18/2026	20	99.80 748,468.13	15,883.13 732,585.00	2.21	P-1 A-1
63873KL21	NATIXISNY 11/02/26	02/05/2026 02/06/2026	560,000.00	544,810.47 0.00	544,810.47	3.73	11/02/2026	157	98.43 551,911.20	6,380.73 544,810.47	1.63	P-1 A-1
63873KL54	NATIXISNY 11/05/26	03/10/2026 03/10/2026	475,000.00	463,188.33 0.00	463,188.33	3.83	11/05/2026	160	98.35 467,174.77	3,986.44 463,188.33	1.38	P-1 A-1
60710WM43	MIZUHO BANK NY 12/04/26	03/11/2026 03/13/2026	375,000.00	364,637.08 0.00	364,637.08	3.85	12/04/2026	189	98.05 367,675.83	3,038.75 364,637.08	1.09	P-1 A-1
<b>COMMERCIAL PAPER TOTAL</b>				<b>2,160,000.00</b>	<b>2,105,220.88</b>	<b>3.85</b>	<b>115</b>	<b>115</b>	<b>98.83</b> <b>2,134,509.93</b>	<b>29,289.05</b> <b>2,105,220.88</b>	<b>6.31</b>	<b>A-1</b>
<b>U.S. TREASURIES</b>												
91282CFB2	US TREASURY 2.750 07/31/27	07/28/2023 07/31/2023	200,000.00	188,304.69 0.00	188,304.69	4.36	07/31/2027	428	98.65 197,304.69	9,000.00 188,304.69	0.58	Aa1 AA+
91282CFB2	US TREASURY 2.750 07/31/27	11/04/2022 11/07/2022	350,000.00	325,896.48 0.00	325,896.48	4.38	07/31/2027	428	98.65 345,283.20	19,386.72 325,896.48	1.02	Aa1 AA+
9128284N7	US TREASURY 2.875 05/15/28	05/15/2023 05/16/2023	500,000.00	485,820.31 0.00	485,820.31	3.50	05/15/2028	717	97.89 489,433.60	3,613.29 485,820.31	1.45	Aa1 AA+
91282CHX2	US TREASURY 4.375 08/31/28	11/14/2023 11/15/2023	495,000.00	493,839.84 0.00	493,839.84	4.43	08/31/2028	825	100.74 498,673.83	4,833.99 493,839.84	1.47	Aa1 AA+
91282CJF9	US TREASURY 4.875 10/31/28	04/10/2024 04/11/2024	390,000.00	393,458.20 0.00	393,458.20	4.66	10/31/2028	886	101.91 397,434.38	3,976.18 393,458.20	1.17	Aa1 AA+
91282CKD2	US TREASURY 4.250 02/28/29	04/10/2024 04/11/2024	500,000.00	492,265.63 0.00	492,265.63	4.61	02/28/2029	1,006	100.52 502,578.13	10,312.50 492,265.63	1.49	Aa1 AA+
91282CKP5	US TREASURY 4.625 04/30/29	05/28/2024 05/29/2024	515,000.00	515,905.27 0.00	515,905.27	4.58	04/30/2029	1,067	101.55 522,966.41	7,061.14 515,905.27	1.55	Aa1 AA+
91282CKT7	US TREASURY 4.500 05/31/29	05/29/2024 05/31/2024	450,000.00	448,224.61 0.00	448,224.61	4.59	05/31/2029	1,098	101.23 455,519.53	7,294.92 448,224.61	1.35	Aa1 AA+
91282CMA6	US TREASURY 4.125 11/30/29	01/28/2025 01/29/2025	650,000.00	643,804.69 0.00	643,804.69	4.34	11/30/2029	1,281	100.13 650,863.28	7,058.59 643,804.69	1.92	Aa1 AA+
91282CMG3	US TREASURY 4.250 01/31/30	12/15/2025 12/16/2025	165,000.00	168,706.06 0.00	168,706.06	3.66	01/31/2030	1,343	100.52 165,850.78	(2,855.28) 168,706.06	0.49	Aa1 AA+
91282CMG3	US TREASURY 4.250 01/31/30	02/19/2025 02/20/2025	435,000.00	432,638.08 0.00	432,638.08	4.37	01/31/2030	1,343	100.52 437,242.97	4,604.89 432,638.08	1.29	Aa1 AA+



## Position Statement

CUSIP	DESCRIPTION	TRADE DATE SETTLE DATE	PAR VALUE	PRINCIPAL COST PURCHASED INTEREST	TOTAL COST	YIELD TO MATURITY	MATURITY DATE	DAYS TO MATURITY	MARKET PRICE MARKET VALUE	UNREALIZED GAIN/LOSS BOOK VALUE	% OF MV	MOODY'S S&P RATING
91282CNX5	US TREASURY 3.625 08/31/30	12/15/2025 12/16/2025	600,000.00	597,937.50 0.00	597,937.50	3.70	08/31/2030	1,555	98.08 588,468.75	(9,468.75) 597,937.50	1.74	Aa1 AA+
91282CPR6	US TREASURY 3.625 12/31/30	02/25/2026 02/26/2026	600,000.00	600,234.38 3,424.72	603,659.10	3.62	12/31/2030	1,677	97.91 587,437.50	(12,796.88) 600,234.38	1.74	Aa1 AA+
<b>U.S. TREASURIES TOTAL</b>			<b>5,850,000.00</b>	<b>5,787,035.74 3,424.72</b>	<b>5,790,460.46</b>	<b>4.21</b>		<b>1,105</b>	<b>99.83 5,839,057.04</b>	<b>52,021.30 5,787,035.74</b>	<b>17.26</b>	<b>AA+</b>
<b>U.S. AGENCIES</b>												
3133ELY32	FED FARM CR BNKS 0.550 07/22/26	11/07/2022 11/08/2022	300,000.00	257,709.00 0.00	257,709.00	4.74	07/22/2026	54	99.53 298,587.00	40,878.00 257,709.00	0.88	Aa1 AA+
3133EAG44	FED FARM CR BNKS 2.630 08/03/26	11/08/2022 11/09/2022	308,000.00	286,992.55 0.00	286,992.55	4.64	08/03/2026	66	99.76 307,260.80	20,268.25 286,992.55	0.91	Aa1 AA+
3130AMW8	FHLBANKS 1100 09/30/26'26	11/04/2022 11/07/2022	310,000.00	268,925.00 0.00	268,925.00	4.87	09/30/2026	124	99.06 307,073.60	38,148.60 268,925.00	0.91	Aa1 AA+
3130AAAG3	FHLBANKS 2.625 12/11/26	11/23/2022 11/23/2022	365,000.00	343,943.15 0.00	343,943.15	4.19	12/11/2026	196	99.34 362,580.05	18,636.90 343,943.15	1.07	Aa1 AA+
3130AQF65	FHLBANKS 1.250 12/21/26	11/07/2022 11/08/2022	350,000.00	306,731.60 0.00	306,731.60	4.58	12/21/2026	206	98.62 345,152.50	38,420.90 306,731.60	1.02	Aa1 AA+
880591EU2	TVA 2.875 02/01/27	11/15/2022 11/16/2022	350,000.00	333,084.15 0.00	333,084.15	4.14	02/01/2027	248	99.36 347,767.00	14,682.85 333,084.15	1.03	Aa1 AA+
3133ENEQ9	FED FARM CR BNKS 1.640 05/24/27'25	11/09/2022 11/10/2022	350,000.00	306,701.50 0.00	306,701.50	4.70	05/24/2027	360	97.60 341,607.00	34,905.50 306,701.50	1.01	Aa1 AA+
3133ENL99	FED FARM CR BNKS 3.375 09/15/27	11/04/2022 11/07/2022	350,000.00	333,910.50 0.00	333,910.50	4.44	09/15/2027	474	99.08 346,776.50	12,866.00 333,910.50	1.03	Aa1 AA+
742651DZ2	PEFCO 3.900 10/15/27	06/14/2023 06/16/2023	210,000.00	207,638.55 0.00	207,638.55	4.19	10/15/2027	504	99.56 209,065.50	14,269.95 207,638.55	0.62	Aa1 NA
742651DZ2	PEFCO 3.900 10/15/27	04/27/2023 05/03/2023	135,000.00	135,216.00 0.00	135,216.00	3.86	10/15/2027	504	99.56 134,399.25	(816.75) 135,216.00	0.40	Aa1 NA
742651DZ2	PEFCO 3.900 10/15/27	04/28/2023 05/03/2023	130,000.00	129,792.00 0.00	129,792.00	3.94	10/15/2027	504	99.56 129,421.50	(370.50) 129,792.00	0.38	Aa1 NA
3133EN5N6	FED FARM CR BNKS 4.000 01/06/28	01/27/2023 01/30/2023	470,000.00	475,611.80 0.00	475,611.80	3.73	01/06/2028	587	99.94 469,718.00	(5,893.80) 475,611.80	1.39	Aa1 AA+
880591EZ1	TVA 3.875 03/15/28	03/27/2023 03/30/2023	600,000.00	595,122.00 0.00	595,122.00	4.06	03/15/2028	656	99.82 598,902.00	3,780.00 595,122.00	1.77	Aa1 AA+
3133EPFL4	FED FARM CR BNKS 3.500 04/12/28	04/14/2023 04/17/2023	550,000.00	543,339.50 0.00	543,339.50	3.77	04/12/2028	684	98.97 544,340.50	1,001.00 543,339.50	1.61	Aa1 AA+
3133EPNH4	FED FARM CR BNKS 3.875 06/21/28	06/15/2023 06/21/2023	500,000.00	497,775.00 0.00	497,775.00	3.97	06/21/2028	754	99.61 498,025.00	250.00 497,775.00	1.47	Aa1 AA+
3130AMWV0	FHLBANKS 2.000 07/07/28	11/14/2023 11/15/2023	500,000.00	438,260.00 0.00	438,260.00	4.73	07/07/2028	770	95.51 477,535.00	39,275.00 438,260.00	1.41	Aa1 AA+
3130AXEL8	FHLBANKS 4.750 09/08/28	11/14/2023 11/15/2023	405,000.00	409,179.60 0.00	409,179.60	4.51	09/08/2028	833	101.29 410,232.60	1,053.00 409,179.60	1.21	Aa1 AA+
742651EA6	PEFCO 4.300 12/15/28	01/23/2024 01/30/2024	575,000.00	577,006.75 0.00	577,006.75	4.22	12/15/2028	931	100.23 576,322.50	(684.25) 577,006.75	1.70	Aa1 NA
3133EP5U5	FED FARM CR BNKS 4.125 03/20/29	04/05/2024 04/08/2024	500,000.00	493,885.00 0.00	493,885.00	4.40	03/20/2029	1,026	100.10 500,480.00	6,595.00 493,885.00	1.48	Aa1 AA+



## Position Statement

CUSIP	DESCRIPTION	TRADE DATE SETTLE DATE	PAR VALUE	PRINCIPAL COST PURCHASED INTEREST	TOTAL COST	YIELD TO MATURITY	MATURITY DATE	DAYS TO MATURITY	MARKET PRICE GAIN/LOSS	UNREALIZED BOOK VALUE	% OF MV	MOODY'S S&P RATING
3133ETBF3	FED FARM CR BNKS 4.000 04/01/30	04/11/2025 04/15/2025	600,000.00	593,899.20 0.00	593,899.20	4.23	04/01/2030	1,403	99.47 596,820.00	2,920.80 593,899.20	1.76	Aa1 AA+
<b>U.S.AGENCIES TOTAL</b>			<b>7,858,000.00</b>	<b>7,534,722.85</b> <b>0.00</b>	<b>7,534,722.85</b>	<b>4.28</b>		<b>621</b>	<b>99.30</b> <b>7,802,066.30</b>	<b>267,343.45</b> <b>7,534,722.85</b>	<b>23.06</b>	<b>AA+</b>
<b>MBS</b>												
30308AAH6	FRESB 2018-SB45 10F 3.16 11/25/2027	07/07/2025 07/10/2025	760,472.03	742,410.80 0.00	742,410.80	4.12	11/25/2027	545	98.58 749,678.62	7,267.82 742,410.80	2.22	NA NA
3140LKDR1	FNBS8211	11/12/2024 11/15/2024	300,000.00	298,558.59 0.00	298,558.59	4.67	05/01/2028	703	100.22 300,658.96	2,100.37 298,558.59	0.89	Aa1 AA+
3137HAST4	FHMS K-509 A2 4.85 09/25/2028	10/25/2023 10/31/2023	425,000.00	411,449.73 0.00	411,449.73	5.52	09/25/2028	850	100.86 428,674.18	17,224.45 411,449.73	1.27	Aa1 AA+
3137HCKV3	FHMS K-520 A2 5.18 03/25/2029	04/23/2024 04/30/2024	400,000.00	401,623.60 0.00	401,623.60	5.01	03/25/2029	1,031	101.92 407,668.81	6,045.21 401,623.60	1.21	Aa1 AA+
3132XFDR6	FHWN1011	02/21/2025 02/26/2025	500,000.00	450,937.50 0.00	450,937.50	4.64	07/01/2029	1,129	93.79 488,951.82	18,014.32 450,937.50	1.39	Aa1 AA+
3137HFF59	FHMS K-527 A2 4.618 07/25/2029	08/13/2024 08/22/2024	600,000.00	610,484.40 0.00	610,484.40	4.16	07/25/2029	1,153	100.58 603,450.46	(7,033.94) 610,484.40	1.78	Aa1 AA+
3137HJ5Y9	FHMS K-534 A2 4.7 11/25/2029	01/23/2025 01/30/2025	500,000.00	498,377.50 0.00	498,377.50	4.70	11/25/2029	1,276	100.84 504,199.43	5,821.93 498,377.50	1.49	Aa1 AA+
3140Q1DT4	FN BZ5513	12/15/2025 12/18/2025	600,000.00	599,156.25 0.00	599,156.25	4.08	11/01/2030	1,617	98.44 590,619.19	(8,537.06) 599,156.25	1.75	Aa1 AA+
3140Q2C97	FN BZ6395	02/06/2026 02/18/2026	600,000.00	595,195.31 0.00	595,195.31	4.01	02/01/2031	1,709	97.58 585,493.83	(9,701.48) 595,195.31	1.73	Aa1 AA+
<b>MBS TOTAL</b>			<b>4,685,472.03</b>	<b>4,608,193.68</b> <b>0.00</b>	<b>4,608,193.68</b>	<b>4.46</b>		<b>1,127</b>	<b>99.07</b> <b>4,639,395.29</b>	<b>31,201.61</b> <b>4,608,193.68</b>	<b>13.71</b>	<b>AA+</b>
<b>COMMERCIAL MBS</b>												
3137BVZ82	FHMS K-063 A2 3.43 01/25/2027	05/18/2023 05/23/2023	492,994.96	479,283.53 0.00	479,283.53	4.18	01/25/2027	241	99.52 490,619.68	11,336.15 479,283.53	1.45	Aa1 AA+
<b>COMMERCIAL MBS TOTAL</b>			<b>492,994.96</b>	<b>479,283.53</b> <b>0.00</b>	<b>479,283.53</b>	<b>4.18</b>		<b>241</b>	<b>99.52</b> <b>490,619.68</b>	<b>11,336.15</b> <b>479,283.53</b>	<b>1.45</b>	<b>AA+</b>
<b>NEGOTIABLE CD'S</b>												
2546732B1	CAPITL ONE NA 4.900 11/30/27	11/18/2022 11/30/2022	243,000.00	243,000.00 0.00	243,000.00	4.90	11/30/2027	550	101.27 246,081.24	3,081.24 243,000.00	0.73	NA NA
90355GPO3	UBS USA 4.350 07/17/29	07/15/2024 07/17/2024	249,000.00	247,941.75 0.00	247,941.75	4.44	07/17/2029	1,145	99.73 248,337.00	395.25 247,941.75	0.73	NA NA
89235MPT2	TOYOTA FINL SVGS 4.450 07/18/29	07/15/2024 07/18/2024	244,000.00	243,878.00 0.00	243,878.00	4.46	07/18/2029	1,146	99.97 243,878.00	45.50 243,878.00	0.72	NA NA
<b>NEGOTIABLE CD'S TOTAL</b>			<b>736,000.00</b>	<b>734,819.75</b> <b>0.00</b>	<b>734,819.75</b>	<b>4.60</b>		<b>947</b>	<b>100.32</b> <b>738,341.74</b>	<b>3,521.99</b> <b>734,819.75</b>	<b>2.18</b>	<b>NA</b>
<b>MUNICIPAL BONDS</b>												



## Position Statement

CUSIP	DESCRIPTION	TRADE DATE SETTLE DATE	PAR VALUE	PRINCIPAL COST		YIELD TO		MATUREITY DATE	DAYS TO MATUREITY	MARKET PRICE	UNREALIZED		MOODY'S S&P RATING
				PURCHASED INTEREST	TOTAL COST	MATUREITY	BOOK VALUE				LOSS	% OF MV	
801139AE6	SANTA ANA CALIF PENSION OBL 1176 08/01/26	11/07/2022 11/09/2022	380,000.00	326,442.80 0.00	326,442.80	5.40	08/01/2026	64	99.53 378,231.48	51,788.68 326,442.80	112	NA AA	
769130BB4	RIVERSIDE CNTY CALIF PENSIO 2.963 02/15/27	11/17/2022 11/21/2022	500,000.00	458,065.00 0.00	458,065.00	5.19	02/15/2027	262	99.22 496,108.00	38,043.00 458,065.00	147	Aa2 AA	
250375LA8	DESERT CALIF CMNTY COLLEGE 3.000 08/01/27	11/09/2022 11/14/2022	320,000.00	293,449.60 0.00	293,449.60	5.00	08/01/2027	429	98.91 316,512.32	23,062.72 293,449.60	0.94	Aa1 AA	
799017WC8	SAN MATEO CALIF UN HIGH SCH 2.187 09/01/27	11/04/2022 11/08/2022	500,000.00	440,145.00 0.00	440,145.00	5.02	09/01/2027	460	97.80 488,982.50	48,837.50 440,145.00	1.45	Aaa NA	
79768HJN9	SAN FRANCISCO (CITY & COUNT 4.655 10/01/27 '27	07/01/2025 07/02/2025	395,000.00	400,091.55 0.00	400,091.55	4.02	10/01/2027	490	100.62 397,467.96	(2,623.59) 400,091.55	1.17	Aa2 NA	
13063EGT7	CALIFORNIA ST 4.500 08/01/29	11/05/2024 11/06/2024	455,000.00	456,974.70 0.00	456,974.70	4.40	08/01/2029	1160	100.81 458,697.79	1,723.09 456,974.70	1.36	Aa2 AA-	
20772KPB9	CONNECTICUT ST 1.990 06/01/30	12/09/2025 12/10/2025	375,000.00	345,487.50 186.56	345,674.06	3.92	06/01/2030	1,464	91.64 343,656.75	(1830.75) 345,487.50	1.02	Aa2 AA-	
795036CR1	SALINAS VY CALIF SOLID WAST 2.481 08/01/30	05/01/2026 05/04/2026	550,000.00	512,913.50 3,525.09	516,438.59	4.23	08/01/2030	1,525	92.61 509,377.55	(3,535.95) 512,913.50	1.51	NA AA	
54438CYN6	LOS ANGELES CALIF CMNTY COL 1.806 08/01/30	12/17/2025 12/18/2025	500,000.00	460,000.00 0.00	460,000.00	4.15	08/01/2030	1,525	91.11 455,569.00	(4,431.00) 460,000.00	1.35	Aaa AA+	
<b>MUNICIPAL BONDS TOTAL</b>			<b>3,975,000.00</b>	<b>3,693,569.65</b> <b>3,711.65</b>	<b>3,697,281.30</b>	<b>4.60</b>		<b>837</b>	<b>96.87</b> <b>3,844,603.35</b>	<b>151,033.70</b> <b>3,693,569.65</b>	<b>11.36</b>	<b>AA</b>	
<b>ASSET-BACKED SECURITIES</b>													
34535EAD4	FCAOT-24A-A3	11/13/2024 11/14/2024	138,824.76	140,006.94 0.00	140,006.94	4.80	12/15/2028	931	100.59 139,641.53	(365.41) 140,006.94	0.41	Aaa NA	
14319WAD8	CARMAX-251-A3	01/14/2025 01/22/2025	500,000.00	499,915.50 0.00	499,915.50	4.95	01/15/2030	1,327	100.71 503,548.85	3,633.35 499,915.50	1.49	NA AAA	
02582JKV1	AXCMT-254-A	07/08/2025 07/22/2025	204,000.00	203,970.60 0.00	203,970.60	4.30	07/15/2030	1,508	100.02 204,046.85	76.25 203,970.60	0.60	NA AAA	
92970QAK1	WFCIT-261-A	04/21/2026 04/27/2026	650,000.00	649,908.87 0.00	649,908.87	4.08	04/15/2031	1,053	99.46 648,493.71	(3,415.16) 649,908.87	1.91	Aaa NA	
<b>ASSET-BACKED SECURITIES TOTAL</b>			<b>1,492,824.76</b>	<b>1,493,801.91</b> <b>0.00</b>	<b>1,493,801.91</b>	<b>4.47</b>		<b>1,196</b>	<b>100.06</b> <b>1,493,730.93</b>	<b>(70.98)</b> <b>1,493,801.91</b>	<b>4.42</b>	<b>AAA</b>	
<b>CORPORATE BONDS</b>													
166764BX7	CHEVRON 1.995 05/11/27 '27	11/17/2022 11/21/2022	350,000.00	316,627.50 0.00	316,627.50	4.36	05/11/2027	347	98.27 343,934.50	27,307.00 316,627.50	1.02	Aa2 AA-	
023155BR6	AMAZON.COM 1.200 06/03/27 '27	02/10/2023 02/14/2023	750,000.00	656,025.00 0.00	656,025.00	4.43	06/03/2027	370	97.37 730,282.50	74,257.50 656,025.00	2.16	A1 AA	
478160DH4	JOHNSON&JOHNSON 4.550 03/01/28 '28	02/19/2025 02/20/2025	500,000.00	500,610.00 0.00	500,610.00	4.51	03/01/2028	642	100.81 504,025.00	3,415.00 500,610.00	1.49	Aaa AAA	
742718GF0	PROCTER GAMBLE 4.350 01/29/29	01/24/2024 01/29/2024	500,000.00	500,645.00 0.00	500,645.00	4.32	01/29/2029	976	100.57 502,845.00	2,200.00 500,645.00	1.49	Aa3 AA-	



## Position Statement

CUSIP	DESCRIPTION	TRADE DATE SETTLE DATE	PAR VALUE	PRINCIPAL COST PURCHASED INTEREST	TOTAL COST	YIELD TO MATURITY	MATURITY DATE	DAYS TO MATURITY	MARKET PRICE GAIN/LOSS	MARKET VALUE	UNREALIZED BOOK VALUE	% OF MV	MOODY'S S&P RATING
30231GBE1	EXXON MOBIL 2.440 08/16/29 '29	08/30/2024 09/03/2024	325,000.00	301,739.75 0.00	301,739.75	4.05	08/16/2029	1175	94.72 307,836.75	307,836.75	6,097.00 301,739.75	0.91	Aa2 AA-
713448GB8	PEPSICO 4.600 02/07/30 '30	02/06/2025 02/07/2025	475,000.00	473,888.50 0.00	473,888.50	4.65	02/07/2030	1,350	101.08 480,134.75	480,134.75	6,246.25 473,888.50	1.42	A1 A+
023135BS4	AMAZON.COM 1.500 06/03/30 '30	12/15/2025 12/16/2025	725,000.00	652,427.50 392.71	652,820.21	3.97	06/03/2030	1,466	89.49 648,766.25	648,766.25	(3,661.25) 652,427.50	1.92	A1 AA
58933YBQ7	MERCK & CO 4:150 09/15/30 '30	10/10/2025 10/14/2025	475,000.00	476,790.75 0.00	476,790.75	4.06	09/15/2030	1,570	99.08 470,639.50	470,639.50	(6,151.25) 476,790.75	1.39	Aa3 A+
166756BJ4	CHEVRON USA 4.300 10/15/30 '30	10/10/2025 10/15/2025	650,000.00	656,207.50 0.00	656,207.50	4.08	10/15/2030	1,600	99.90 649,356.50	649,356.50	(6,851.00) 656,207.50	1.92	Aa2 AA-
30303MAB8	META PLATFORMS 4.200 11/15/30 '30	11/14/2025 11/17/2025	600,000.00	600,732.00 0.00	600,732.00	4.17	11/15/2030	1,631	98.67 592,020.00	592,020.00	(8,712.00) 600,732.00	1.75	Aa3 AA-
03783ED8	APPLE 1.650 02/08/31 '30	02/23/2026 02/24/2026	550,000.00	496,369.50 403.33	496,772.83	3.83	02/08/2031	1,716	89.13 490,193.00	490,193.00	(6,176.50) 496,369.50	1.45	Aaa AA+
931142FT5	WALMART 4:150 04/30/31 '31	04/29/2026 04/30/2026	500,000.00	497,750.00 0.00	497,750.00	4.25	04/30/2031	1,797	99.25 496,235.00	496,235.00	(1,515.00) 497,750.00	1.47	Aa2 AA
<b>CORPORATE BONDS TOTAL</b>			<b>6,400,000.00</b>	<b>6,129,813.00 796.04</b>	<b>6,130,609.04</b>	<b>4.22</b>		<b>1,229</b>	<b>97.31 6,216,268.75</b>	<b>6,216,268.75</b>	<b>86,455.75 6,129,813.00</b>	<b>18.38</b>	<b>AA-</b>
<b>SUPRANATIONAL</b>													
4581XODG0	IDB 2.250 06/18/29 MTN	06/28/2024 07/01/2024	500,000.00	453,841.50 0.00	453,841.50	4.34	06/18/2029	1,116	94.81 474,070.00	474,070.00	20,228.50 453,841.50	1.40	Aaa AAA
<b>SUPRANATIONAL TOTAL</b>			<b>500,000.00</b>	<b>453,841.50 0.00</b>	<b>453,841.50</b>	<b>4.34</b>		<b>1,116</b>	<b>94.81 474,070.00</b>	<b>474,070.00</b>	<b>20,228.50 453,841.50</b>	<b>1.40</b>	<b>AAA</b>
<b>PARADISE REC AND PARK DISTRICT TOTAL</b>			<b>34,306,827.62</b>	<b>33,176,838.36 7,932.41</b>	<b>33,184,770.77</b>	<b>4.30</b>		<b>909</b>	<b>33,829,198.87</b>	<b>33,829,198.87</b>	<b>652,360.51 33,176,838.36</b>	<b>100.00</b>	<b>AA</b>
<b>GRAND TOTAL</b>			<b>34,306,827.62</b>	<b>33,176,838.36 7,932.41</b>	<b>33,184,770.77</b>	<b>4.30</b>		<b>909</b>	<b>33,829,198.87</b>	<b>33,829,198.87</b>	<b>652,360.51 33,176,838.36</b>	<b>100.00</b>	<b>AA</b>



## Transaction Statement

**PARADISE REC AND  
PARK DISTRICT**

BUY	TRADE DATE	SETTLE DATE	CUSIP	DESCRIPTION	PAR VALUE	PRINCIPAL COST	PURCHASED INTEREST	TOTAL	PURCHASE YIELD
	05/01/2026	05/04/2026	795036CR1	SALINAS VY CALIF SOLID WAST 2.48108/01/30	550,000.00	512,913.50	3,525.09	(516,438.59)	4.23
<b>BUY TOTAL</b>					<b>550,000.00</b>	<b>512,913.50</b>	<b>3,525.09</b>	<b>(516,438.59)</b>	<b>4.23</b>

PRINCIPAL PAYDOWN	TRADE DATE	SETTLE DATE	CUSIP	DESCRIPTION	PAR VALUE	BOOK VALUE	TOTAL	NET REALIZED GAIN/LOSS
	05/15/2026	05/15/2026	34535EAD4	FCAOT-24A-A3	(11,500.59)	11,598.52	11,500.59	(97.93)
	05/26/2026	05/26/2026	3137BVZ82	FHMS K-063 A2.3.43 01/25/2027	(1,197.38)	1,164.07	1,197.37	33.30
	05/26/2026	05/26/2026	30308AAH6	FRESB 2018-SB45 10F 316 11/25/2027	(1,721.62)	1,680.73	1,721.64	40.91
<b>PRINCIPAL PAYDOWN TOTAL</b>					<b>(14,419.58)</b>	<b>14,443.33</b>	<b>14,419.60</b>	<b>(23.73)</b>

SELL	TRADE DATE	SETTLE DATE	CUSIP	DESCRIPTION	PAR VALUE	BOOK VALUE	TOTAL	NET REALIZED GAIN/LOSS
	05/04/2026	05/04/2026	09659CLA4	BNP PARIBAS NY 11/10/26	(590,000.00)	574,175.21	577,918.11	3,742.90
<b>SELL TOTAL</b>					<b>(590,000.00)</b>	<b>574,175.21</b>	<b>577,918.11</b>	<b>3,742.90</b>

## Income/Dividend Received

IDENTIFIER	DESCRIPTION	PAYMENT DATE	POST DATE	INTEREST/DIVIDENDS RECEIVED
<b>US BANK</b>				
31846V667	FIRST AMER.GVT OBLG.Z	04/30/2026	05/01/2026	2,452.48
166764BX7	CHEYRON 1.995 05/11/27 '27	05/11/2026	05/11/2026	3,491.25
9128284N7	US TREASURY 2.875 05/15/28	05/15/2026	05/15/2026	7,187.50
30303MAB8	META PLATFORMS 4.200 11/15/30 '30	05/15/2026	05/15/2026	13,440.00
92970QAK1	WFCIT-261-A	05/15/2026	05/15/2026	1,326.00
34535EAD4	FCAOT-24A-A3	05/15/2026	05/15/2026	637.63
02582JKV1	AXCMT-254-A	05/15/2026	05/15/2026	731.00
14319WAD8	CARMAX-251-A3	05/15/2026	05/15/2026	2,016.67
90355GPQ3	UBS USA 4.350 07/17/29	05/17/2026	05/18/2026	890.26
3132XFDR6	FHWN1011	05/01/2026	05/26/2026	920.83
3137HAST4	FHMSK-509 A2 4.85 09/25/2028	05/01/2026	05/26/2026	1,717.71
3137HCKV3	FHMSK-520 A2 5.18 03/25/2029	05/01/2026	05/26/2026	1,726.67
3137HFF59	FHMSK-527 A2 4.618 07/25/2029	05/01/2026	05/26/2026	2,309.00
3140QIDT4	FN BZ5513	05/01/2026	05/26/2026	2,025.00
3137HJ5Y9	FHMSK-534 A2 4.7 11/25/2029	05/01/2026	05/26/2026	1,958.33
3137BVZ82	FHMSK-063 A2 3.43 01/25/2027	05/01/2026	05/26/2026	1,412.57
3140Q2C97	FN BZ6395	05/01/2026	05/26/2026	1,945.00
3140LKDRI	FN BS8211	05/01/2026	05/26/2026	1,137.50
30308AAH6	FRESB 2018-SB45 10F 3.16 11/25/2027	05/01/2026	05/26/2026	2,007.11
3133ENEQ9	FED FARM CRBNKS 1.640 05/24/27 '25	05/24/2026	05/26/2026	2,870.00
<b>US BANK - TOTAL</b>				<b>52,202.51</b>
<b>TOTAL</b>				<b>52,202.51</b>

## Contribution/Withdrawals and Expenses

	POST DATE	PAR VALUE	TOTAL
<b>PARADISE REC AND PARK DISTRICT</b>			
CUSTODY FEE			
	05/22/2026	(199.31)	(199.31)
<b>CUSTODY FEE TOTAL</b>		<b>(199.31)</b>	<b>(199.31)</b>
MANAGEMENT FEE			
	05/26/2026	(1,961.29)	(1,961.29)
<b>MANAGEMENT FEE TOTAL</b>		<b>(1,961.29)</b>	<b>(1,961.29)</b>



**Projected Income**  
For the Period May 30, 2026 to May 29, 2027

CUSIP	DESCRIPTION	POST DATE	AMOUNT
91282CMA6	US TREASURY 4.125 11/30/29	06/01/2026	13,406.25
20772KPB9	CONNECTICUT ST 1.990 06/01/30	06/01/2026	3,731.25
2546732B1	CAPITL ONE NA 4.900 11/30/27	06/01/2026	5,904.57
91282CKT7	US TREASURY 4.500 05/31/29	06/01/2026	10,125.00
023135BR6	AMAZON.COM 1.200 06/03/27 27	06/03/2026	4,500.00
023135BS4	AMAZON.COM 1.500 06/03/30 30	06/03/2026	5,437.50
3130AAAG3	FHLBANKS 2.625 12/11/26	06/11/2026	4,790.63
02582JKV1	AXCMT-254-A	06/15/2026	731.00
92970QAK1	WFCIT-261-A	06/15/2026	2,210.00
34535EAD4	FCAOT-24A-A3	06/15/2026	596.86
742651EA6	PEFCO 4.300 12/15/28	06/15/2026	12,362.50
14319WAD8	CARMAX-251-A3	06/15/2026	2,016.67
90355GPO3	UBS USA 4.350 07/17/29	06/17/2026	919.94
22533UJF7	CREDIT AGRINY 06/18/26	06/18/2026	17,415.00
4581XODG0	IDB 2.250 06/18/29 MTTN	06/18/2026	5,625.00
3133EPNH4	FED FARM CR BNKS 3.875 06/21/28	06/22/2026	9,687.50
3130AQF65	FHLBANKS 1.250 12/21/26	06/22/2026	2,187.50
3140LKDR1	FNBS8211	06/25/2026	1,175.42
3137HFF59	FHMS K-527 A2 4.618 07/25/2029	06/25/2026	2,309.00
3132XFDR6	FHWN1011	06/25/2026	951.53
3140Q1DT4	FN BZ5513	06/25/2026	2,092.50
3137BVZ82	FHMS K-063 A2 3.43 01/25/2027	06/25/2026	1,409.14
3140Q2C97	FN BZ6395	06/25/2026	2,009.83
3137HCKV3	FHMS K-520 A2 5.18 03/25/2029	06/25/2026	1,726.67
3137HJ5Y9	FHMS K-534 A2 4.7 11/25/2029	06/25/2026	1,958.33
3137HAST4	FHMS K-509 A2 4.85 09/25/2028	06/25/2026	1,717.71
30308AAH6	FRESB 2018-SB45 10F 3.16 11/25/2027	06/25/2026	2,002.58
91282CPR6	US TREASURY 3.625 12/31/30	06/30/2026	10,875.00



**Projected Income**  
For the Period May 30, 2026 to May 29, 2027

CUSIP	DESCRIPTION	POST DATE	AMOUNT
<b>JUN 2026 TOTAL</b>			<b>129,874.86</b>
3133EN5N6	FED FARM CR BNKS 4.000 01/06/28	07/06/2026	9,400.00
3130AMWV0	FHLBANKS 2.000 07/07/28	07/07/2026	5,000.00
14319WAD8	CARMAX-251-A3	07/15/2026	2,016.67
34535EAD4	FCAOT-24A-A3	07/15/2026	556.74
02582JKV1	AXCMT-254-A	07/15/2026	731.00
92970QAK1	WFCT-261-A	07/15/2026	2,210.00
90355GPQ3	UBS USA 4.350 07/17/29	07/17/2026	890.26
89235MPT2	TOYOTA FINL SVGS 4.450 07/18/29	07/20/2026	5,384.38
3133ELY32	FED FARM CR BNKS 0.550 07/22/26	07/22/2026	42,291.00
3133ELY32	FED FARM CR BNKS 0.550 07/22/26	07/22/2026	825.00
30308AAH6	FRESB 2018-SB45 10F 3.16 11/25/2027	07/27/2026	1,998.28
3140Q2C97	FN BZ6395	07/27/2026	1,943.54
3140LKDR1	FN BS8211	07/27/2026	1,141.78
3137HFF59	FHMS K-527 A2 4.618 07/25/2029	07/27/2026	2,309.00
3137HCKV3	FHMS K-520 A2 5.18 03/25/2029	07/27/2026	1,726.67
3137HJ5Y9	FHMS K-534 A2 4.7 11/25/2029	07/27/2026	1,958.33
3137HAST4	FHMS K-509 A2 4.85 09/25/2028	07/27/2026	1,717.71
3137BVZ82	FHMS K-063 A2 3.43 01/25/2027	07/27/2026	1,405.94
3140Q1DT4	FN BZ5513	07/27/2026	2,024.37
3132XFDR6	FHWN1011	07/27/2026	920.14
742718GF0	PROCTER GAMBLE 4.350 01/29/29	07/29/2026	10,875.00
91282CFB2	US TREASURY 2.750 07/31/27	07/31/2026	7,562.50
91282CMG3	US TREASURY 4.250 01/31/30	07/31/2026	12,750.00
<b>JUL 2026 TOTAL</b>			<b>117,638.30</b>
801139AE6	SANTA ANA CALIF PENSION OBL 1176 08/01/26	08/01/2026	53,557.20
3133EAG44	FED FARM CR BNKS 2.630 08/03/26	08/03/2026	21,007.45
880591EU2	TVA 2.875 02/01/27	08/03/2026	5,031.25



**Projected Income**  
For the Period May 30, 2026 to May 29, 2027

CUSIP	DESCRIPTION	POST DATE	AMOUNT
801139AE6	SANTA ANA CALIF PENSION OBL 1176 08/01/26	08/03/2026	2,234.40
250375LA8	DESERT CALIF CMNTY COLLEGE 3.000 08/01/27	08/03/2026	4,800.00
3133EAG44	FED FARM CR BNKS 2.630 08/03/26	08/03/2026	4,050.20
54438CYN6	LOS ANGELES CALIF CMNTY COL 1.806 08/01/30	08/03/2026	4,515.00
795036CR1	SALINAS VY CALIF SOLID WAST 2.481 08/01/30	08/03/2026	6,822.75
13063EGT7	CALIFORNIA ST 4.500 08/01/29	08/03/2026	10,237.50
713448GB8	PEPSICO 4.600 02/07/30 '30	08/07/2026	10,925.00
037833ED8	APPLE 1650 02/08/31 '30	08/10/2026	4,537.50
92970OAK1	WFCIT-261-A	08/17/2026	2,210.00
34535EAD4	FCAOT-24A-A3	08/17/2026	517.24
14319WAD8	CARMAX-251-A3	08/17/2026	2,016.67
90355GPO3	UBSUSA 4.350 07/17/29	08/17/2026	919.94
76913CBB4	RIVERSIDE CNTY CALIF PENSIO 2.963 02/15/27	08/17/2026	7,407.50
02582JKV1	AXCMT-254-A	08/17/2026	731.00
3023IGBE1	EXXONMOBIL 2.440 08/16/29 '29	08/17/2026	3,965.00
3140LKDR1	FNBS8211	08/25/2026	1,140.91
3132XFDR6	FHWN1011	08/25/2026	919.52
3137BVZ82	FHMS K-063 A2 3.43 01/25/2027	08/25/2026	1,402.52
3140QIDT4	FN BZ5513	08/25/2026	2,023.08
3137HFF59	FHMS K-527 A2 4.618 07/25/2029	08/25/2026	2,309.00
30308AAH6	FRESB 2018-SB45 10F 3.16 11/25/2027	08/25/2026	1,993.73
3140Q2C97	FN BZ6395	08/25/2026	1,942.22
3137HCKV3	FHMS K-520 A2 5.18 03/25/2029	08/25/2026	1,726.67
3137HJ5Y9	FHMS K-534 A2 4.7 11/25/2029	08/25/2026	1,958.33
3137HAST4	FHMS K-509 A2 4.85 09/25/2028	08/25/2026	1,717.71
91282CNX5	US TREASURY 3.625 08/31/30	08/31/2026	10,875.00
91282CKD2	US TREASURY 4.250 02/28/29	08/31/2026	10,625.00
91282CHX2	US TREASURY 4.375 08/31/28	08/31/2026	10,828.13



**Projected Income**  
For the Period May 30, 2026 to May 29, 2027

CUSIP	DESCRIPTION	POST DATE	AMOUNT
<b>AUG 2026 TOTAL</b>			<b>194,947.40</b>
799017WC8	SANIMATEO CALIF UN HIGH SCH 2:187 09/01/27	09/01/2026	5,467.50
478160DH4	JOHNSON&JOHNSON 4.550 03/01/28 '28	09/01/2026	11,375.00
3130AXEL8	FHLBANKS 4.750 09/08/28	09/08/2026	9,618.75
02582JKV1	AXCMT-254-A	09/15/2026	731.00
3133ENL99	FED FARM CR BNKS 3.375 09/15/27	09/15/2026	5,906.25
92970QAK1	WFCT-261-A	09/15/2026	2,210.00
88059IEZ1	TVA 3.875 03/15/28	09/15/2026	11,625.00
58933YBQ7	MERCK & CO 4.150 09/15/30 '30	09/15/2026	9,856.25
34535EAD4	FCAOT-24A-A3	09/15/2026	478.79
14319WAD8	CARMAX-251-A3	09/15/2026	2,016.67
90355GPO3	UBSUSA 4.350 07/17/29	09/17/2026	919.94
3133EP5J5	FED FARM CR BNKS 4.125 03/20/29	09/21/2026	10,312.50
3137HFF59	FHMS K-527 A2 4.618 07/25/2029	09/25/2026	2,309.00
3137BVZ82	FHMS K-063 A2 3.43 01/25/2027	09/25/2026	1,223.72
30308AAH6	FRESB 2018-SB45 10F 3:16 11/25/2027	09/25/2026	1,989.41
3140Q2C97	FN BZ6395	09/25/2026	1,940.70
3137HCKV3	FHMS K-520 A2 5:18 03/25/2029	09/25/2026	1,726.67
3137HJ5Y9	FHMS K-534 A2 4.7 11/25/2029	09/25/2026	1,958.33
3137HAST4	FHMS K-509 A2 4.85 09/25/2028	09/25/2026	1,717.71
3140Q1DT4	FN BZ5513	09/25/2026	2,021.51
3140LKDR1	FNBS8211	09/25/2026	1,138.97
3132XFDR6	FHWN1011	09/25/2026	918.84
3130AMMW8	FHLBANKS 1100 09/30/26 '26	09/30/2026	1,705.00
3130AMMW8	FHLBANKS 1100 09/30/26 '26	09/30/2026	41,075.00
<b>SEP 2026 TOTAL</b>			<b>130,242.50</b>
79768HJN9	SAN FRANCISCO (CITY & COUNT 4.655 10/01/27 '27	10/01/2026	9,193.63
3133ETBF3	FED FARM CR BNKS 4.000 04/01/30	10/01/2026	12,000.00

## Projected Income

For the Period May 30, 2026 to May 29, 2027

CUSIP	DESCRIPTION	POST DATE	AMOUNT
3133EPFU4	FED FARM CR BNKS 3.500 04/12/28	10/13/2026	9,625.00
14319WAD8	CARMAX-251-A3	10/15/2026	2,016.67
34535EAD4	FCAOT-24A-A3	10/15/2026	442.36
166756BJ4	CHEVRON USA 4.300 10/15/30 '30	10/15/2026	13,975.00
02582JKV1	AXCMT-254-A	10/15/2026	731.00
92970OAK1	WFCIT-261-A	10/15/2026	2,210.00
742651DZ2	PEFCO 3.900 10/15/27	10/15/2026	9,262.50
90355GPQ3	UBS USA 4.350 07/17/29	10/19/2026	890.26
3137HFF59	FHMS K-527 A2 4.618 07/25/2029	10/26/2026	2,309.00
3140QIDT4	FN BZ5513	10/26/2026	2,020.19
3140Q2C97	FN BZ6395	10/26/2026	1,939.05
3132XFDR6	FHWN1011	10/26/2026	918.12
3137BVZ82	FHMS K-063 A2 3.43 01/25/2027	10/26/2026	1,220.87
30308AAH6	FRESB 2018-SB45 10F 3.16 11/25/2027	10/26/2026	1,985.08
3137HJ5Y9	FHMS K-534 A2 4.7 11/25/2029	10/26/2026	1,958.33
3137HAST4	FHMS K-509 A2 4.85 09/25/2028	10/26/2026	1,717.71
3137HCKV3	FHMS K-520 A2 5.18 03/25/2029	10/26/2026	1,726.67
3140LKDR1	FN BS8211	10/26/2026	1,139.32
931142FT5	WALMART 4.150 04/30/31'31	10/30/2026	10,375.00
<b>OCT 2026 TOTAL</b>			<b>87,655.75</b>
91282CJF9	US TREASURY 4.875 10/31/28	11/02/2026	9,506.25
91282CKP5	US TREASURY 4.625 04/30/29	11/02/2026	11,909.38
63873KL21	NATIXIS NY 11/02/26	11/02/2026	15,189.53
63873KL54	NATIXIS NY 11/05/26	11/05/2026	11,811.67
166764BX7	CHEVRON 1.995 05/11/27 '27	11/12/2026	3,491.25
30303MAB8	META PLATFORMS 4.200 11/15/30 '30	11/16/2026	12,600.00
14319WAD8	CARMAX-251-A3	11/16/2026	1,981.21
34535EAD4	FCAOT-24A-A3	11/16/2026	407.27



**Projected Income**  
For the Period May 30, 2026 to May 29, 2027

CUSIP	DESCRIPTION	POST DATE	AMOUNT
9128284N7	US TREASURY 2.875 05/15/28	11/16/2026	7,187.50
02582JKV1	AXCMT-254-A	11/16/2026	731.00
92970OAK1	WFCT-261-A	11/16/2026	2,210.00
90355GPQ3	UBS USA 4.350 07/17/29	11/17/2026	919.94
3133ENEQ9	FED FARM CR BNKS 1.640 05/24/27'25	11/24/2026	2,870.00
3137HFF59	FHMS K-527 A2 4.618 07/25/2029	11/25/2026	2,309.00
3140LKDR1	FNBS8211	11/25/2026	1,128.68
3140QIDT4	FN BZ5513	11/25/2026	2,017.12
30308AAH6	FRESB 2018-SB45 10F 3.16 11/25/2027	11/25/2026	1,980.48
3140Q2C97	FN BZ6395	11/25/2026	1,936.84
3137BVZ82	FHMS K-063 A2 3.43 01/25/2027	11/25/2026	1,105.21
3137HCKV3	FHMS K-520 A2 5.18 03/25/2029	11/25/2026	1,726.67
3137HJ5Y9	FHMS K-534 A2 4.7 11/25/2029	11/25/2026	1,958.33
3137HAST4	FHMS K-509 A2 4.85 09/25/2028	11/25/2026	1,717.71
3132XFDR6	FHWN1011	11/25/2026	917.19
25446732B1	CAPITL ONE NA 4.900 11/30/27	11/30/2026	6,002.43
91282CKT7	US TREASURY 4.500 05/31/29	11/30/2026	10,125.00
91282CMA6	US TREASURY 4.125 11/30/29	11/30/2026	13,406.25
<b>NOV 2026 TOTAL</b>			<b>127,145.90</b>
20772KPB9	CONNECTICUT ST 1.990 06/01/30	12/01/2026	3,731.25
023135BS4	AMAZON.COM 1.500 06/03/30 '30	12/03/2026	5,437.50
023135BR6	AMAZON.COM 1.200 06/03/27 '27	12/03/2026	4,500.00
60710WM43	MIZUHO BANK NY 12/04/26	12/04/2026	10,362.92
3130AAAG3	FHLBANKS 2.625 12/11/26	12/11/2026	4,790.63
3130AAAG3	FHLBANKS 2.625 12/11/26	12/11/2026	21,056.85
742651EA6	PEFCO 4.300 12/15/28	12/15/2026	12,362.50
02582JKV1	AXCMT-254-A	12/15/2026	731.00
14319WAD8	CARMAX-251-A3	12/15/2026	1,887.08

## Projected Income

For the Period May 30, 2026 to May 29, 2027

CUSIP	DESCRIPTION	POST DATE	AMOUNT
92970OAK1	WFCIT-261-A	12/15/2026	2,210.00
34535EAD4	FCAOT-24A-A3	12/15/2026	372.85
90355GPQ3	UBSUSA 4.350 07/17/29	12/17/2026	890.26
4581XODG0	IDB 2.250 06/18/29 MTN	12/18/2026	5,625.00
3133EPNH4	FED FARM CR BNKS 3.875 06/21/28	12/21/2026	9,687.50
3130AQF65	FHLBANKS 1.250 12/21/26	12/21/2026	2,187.50
3130AQF65	FHLBANKS 1.250 12/21/26	12/21/2026	43,268.40
3137HCKV3	FHMS K-520 A2 5.18 03/25/2029	12/25/2026	1,726.67
3137HJY9	FHMS K-534 A2 4.7 11/25/2029	12/25/2026	1,958.33
3137HAST4	FHMS K-509 A2 4.85 09/25/2028	12/25/2026	1,717.71
30308AAH6	FRESB 2018-SB45 10F 3.16 11/25/2027	12/25/2026	1,976.12
3132XFDR6	FHWN1011	12/25/2026	916.58
3137BVZ82	FHMS K-063 A2 3.43 01/25/2027	12/25/2026	865.66
3140Q2C97	FN BZ6395	12/25/2026	1,935.36
3140Q1DT4	FN BZ5513	12/25/2026	2,015.79
3137HFF59	FHMS K-527 A2 4.618 07/25/2029	12/25/2026	2,309.00
3140LKDR1	FN BS8211	12/25/2026	1,127.04
91282CPR6	US TREASURY 3.625 12/31/30	12/31/2026	10,875.00
<b>DEC 2026 TOTAL</b>			<b>156,524.51</b>
3133EN5N6	FED FARM CR BNKS 4.000 01/06/28	01/06/2027	9,400.00
3130AMWV0	FHLBANKS 2.000 07/07/28	01/07/2027	5,000.00
34535EAD4	FCAOT-24A-A3	01/15/2027	340.12
02582JKV1	AXCMT-254-A	01/15/2027	731.00
92970OAK1	WFCIT-261-A	01/15/2027	2,210.00
14319WAD8	CARMAX-251-A3	01/15/2027	1,798.28
89235MPT2	TOYOTA FINL SVGS 4.450 07/18/29	01/19/2027	5,473.62
90355GPQ3	UBSUSA 4.350 07/17/29	01/19/2027	919.94
3140Q1DT4	FN BZ5513	01/25/2027	2,013.42



**Projected Income**  
For the Period May 30, 2026 to May 29, 2027

CUSIP	DESCRIPTION	POST DATE	AMOUNT
3140LKDR1	FNBS8211	01/25/2027	1,117.56
3137HFF59	FHMS K-527 A2 4.618 07/25/2029	01/25/2027	2,309.00
3137BVZ82	FHMS K-063 A2 3.43 01/25/2027	01/25/2027	13,711.43
3137HCKV3	FHMS K-520 A2 5.18 03/25/2029	01/25/2027	1,726.67
3137HJ5Y9	FHMS K-534 A2 4.7 11/25/2029	01/25/2027	1,958.33
3140Q2C97	FN BZ6395	01/25/2027	1,933.54
3132XFDR6	FHWN1011	01/25/2027	915.85
3137HAST4	FHMS K-509 A2 4.85 09/25/2028	01/25/2027	1,717.71
3137BVZ82	FHMS K-063 A2 3.43 01/25/2027	01/25/2027	163.69
30308AAH6	FRESB 2018-SB45 10F 3.16 11/25/2027	01/25/2027	1,971.50
742718GF0	PROCTER GAMBLE 4.350 01/29/29	01/29/2027	10,875.00
<b>JAN 2027 TOTAL</b>			<b>66,286.67</b>
880591EU2	TVA 2.875 02/01/27	02/01/2027	16,915.85
880591EU2	TVA 2.875 02/01/27	02/01/2027	5,031.25
250375LA8	DESERT CALIF CMNTY COLLEGE 3.000 08/01/27	02/01/2027	4,800.00
54438CYN6	LOS ANGELES CALIF CMNTY COL 1.806 08/01/30	02/01/2027	4,515.00
795036CR1	SALINAS VY CALIF SOLID WAST 2.481 08/01/30	02/01/2027	6,822.75
13063EGT7	CALIFORNIA ST 4.500 08/01/29	02/01/2027	10,237.50
91282CFB2	US TREASURY 2.750 07/31/27	02/01/2027	7,562.50
91282CMG3	US TREASURY 4.250 01/31/30	02/01/2027	12,750.00
713448GB8	PEPSICO 4.600 02/07/30 '30	02/08/2027	10,925.00
037833ED8	APPLE 1.650 02/08/31 '30	02/08/2027	4,537.50
14319WAD8	CARMAX-251-A3	02/15/2027	1,710.76
76913CBB4	RIVERSIDE CNTY CALIF PENSIO 2.963 02/15/27	02/15/2027	41,935.00
34535EAD4	FCAOT-24A-A3	02/15/2027	308.71
02582JKV1	AXCMT-254-A	02/16/2027	731.00
76913CBB4	RIVERSIDE CNTY CALIF PENSIO 2.963 02/15/27	02/16/2027	7,407.50
30231GBE1	EXXONMOBIL-2.440 08/16/29 '29	02/16/2027	3,965.00



**Projected Income**  
For the Period May 30, 2026 to May 29, 2027

CUSIP	DESCRIPTION	POST DATE	AMOUNT
929700AK1	WFCIT-261-A	02/16/2027	2,210.00
903555GPQ3	UBS USA 4.350 07/17/29	02/17/2027	919.94
314001DT4	FN BZ5513	02/25/2027	2,011.75
31401LKDR1	FNBS8211	02/25/2027	1,110.94
30308AAH6	FRESB 2018-SB45 10F 3.16 11/25/2027	02/25/2027	1,967.12
314002C97	FN BZ6395	02/25/2027	1,932.12
3137HCKV3	FHMS K-520 A2.518 03/25/2029	02/25/2027	1,726.67
3137HJ5Y9	FHMS K-534 A2.4.7 11/25/2029	02/25/2027	1,958.33
3137HAST4	FHMS K-509 A2.4.85 09/25/2028	02/25/2027	1,717.71
3132XFDR6	FHWN1011	02/25/2027	915.31
3137HFF59	FHMS K-527 A2.4.618 07/25/2029	02/25/2027	2,309.00
<b>FEB 2027 TOTAL</b>			<b>158,934.20</b>
91282CKD2	US TREASURY 4.250 02/28/29	03/01/2027	10,625.00
91282CHX2	US TREASURY 4.375 08/31/28	03/01/2027	10,828.13
799017WC8	SANMATEO CALIF UNHIGH SCH 2.187 09/01/27	03/01/2027	5,467.50
478160DH4	JOHNSON&JOHNSON 4.550 03/01/28 28	03/01/2027	11,375.00
91282CNX5	US TREASURY 3.625 08/31/30	03/01/2027	10,875.00
3130AXEL8	FHLBANKS 4.750 09/08/28	03/08/2027	9,618.75
14319WAD8	CARMAX-251-A3	03/15/2027	1,623.84
02582JKV1	AXCMT-254-A	03/15/2027	731.00
3133ENL99	FED FARM CR BNKS 3.375 09/15/27	03/15/2027	5,906.25
929700AK1	WFCIT-261-A	03/15/2027	2,210.00
880591EZ1	TVA 3.875 03/15/28	03/15/2027	11,625.00
34535EAD4	FCAOT-24A-A3	03/15/2027	279.43
58933YBQ7	MERCK & CO 4.150 09/15/30 '30	03/15/2027	9,856.25
903555GPQ3	UBS USA 4.350 07/17/29	03/17/2027	830.91
3133EP5J5	FED FARM CR BNKS 4.125 03/20/29	03/22/2027	10,312.50
3137HCKV3	FHMS K-520 A2.518 03/25/2029	03/25/2027	1,726.67

## Projected Income

For the Period May 30, 2026 to May 29, 2027

CUSIP	DESCRIPTION	POST DATE	AMOUNT
3137HJ5Y9	FHMS K-534 A2 4.7 11/25/2029	03/25/2027	1,958.33
3137HAST4	FHMS K-509 A2 4.85 09/25/2028	03/25/2027	1,717.71
3132XFDR6	FHWN1011	03/25/2027	914.81
3140Q1DT4	FN BZ5513	03/25/2027	2,010.58
3140Q2C97	FN BZ6395	03/25/2027	1,930.81
3140LKDR1	FN BS8211	03/25/2027	1,107.28
3137HFF59	FHMS K-527 A2 4.618 07/25/2029	03/25/2027	2,309.00
30308AAH6	FRESB 2018-SB45 10F 3.16 11/25/2027	03/25/2027	1,962.73
<b>MAR 2027 TOTAL</b>			<b>117,802.46</b>
79768HJN9	SAN FRANCISCO (CITY & COUNT 4.655 10/01/27 27	04/01/2027	9,193.63
3133ETBF3	FED FARM CR BNKS 4.000 04/01/30	04/01/2027	12,000.00
3133EPFU4	FED FARM CR BNKS 3.500 04/12/28	04/12/2027	9,625.00
166756B14	CHEVRON USA 4.300 10/15/30 '30	04/15/2027	13,975.00
02582JKV1	AXCMT-254-A	04/15/2027	731.00
92970OAK1	WFCIT-261-A	04/15/2027	2,210.00
742651DZ2	PEFCO 3.900 10/15/27	04/15/2027	9,262.50
34535EAD4	FOAOT-24A-A3	04/15/2027	250.96
14319WAD8	CARMAX-251-A3	04/15/2027	1,539.43
90355GPQ3	UBS USA 4.350 07/17/29	04/19/2027	919.94
3137HCKV3	FHMS K-520 A2 5.18 03/25/2029	04/26/2027	1,726.67
3137HJ5Y9	FHMS K-534 A2 4.7 11/25/2029	04/26/2027	1,958.33
30308AAH6	FRESB 2018-SB45 10F 3.16 11/25/2027	04/26/2027	1,957.57
3137HAST4	FHMS K-509 A2 4.85 09/25/2028	04/26/2027	1,717.71
3140Q2C97	FN BZ6395	04/26/2027	1,929.20
3140LKDR1	FN BS8211	04/26/2027	1,099.06
3132XFDR6	FHWN1011	04/26/2027	914.22
3140Q1DT4	FN BZ5513	04/26/2027	2,008.87
3137HFF59	FHMS K-527 A2 4.618 07/25/2029	04/26/2027	2,309.00



**Projected Income**  
For the Period May 30, 2026 to May 29, 2027

CUSIP	DESCRIPTION	POST DATE	AMOUNT
91282CJF9	US TREASURY 4.875 10/31/28	04/30/2027	9,506.25
91282CKP6	US TREASURY 4.625 04/30/29	04/30/2027	11,909.38
931142FT5	WALMART 4.150 04/30/31'31	04/30/2027	10,375.00
<b>APR 2027 TOTAL</b>			<b>107,118.72</b>
166764BX7	CHEVRON 1.995 05/11/27 '27	05/11/2027	3,491.25
166764BX7	CHEVRON 1.995 05/11/27 '27	05/11/2027	33,372.50
14319WAD8	CARMAX-251-A3	05/17/2027	1,450.32
9128284N7	US TREASURY 2.875 05/15/28	05/17/2027	7,187.50
02582JKV1	AXCMT-254-A	05/17/2027	731.00
92970QAK1	WFCIT-261-A	05/17/2027	2,210.00
90355GPQ3	UBS USA 4.350 07/17/29	05/17/2027	890.26
30303MAB8	META PLATFORMS 4.200 11/15/30 '30	05/17/2027	12,600.00
34535EAD4	FCAOT-24A-A3	05/17/2027	221.51
3133ENEQ9	FED FARM CR BNKS 1.640 05/24/27 '25	05/24/2027	43,298.50
3133ENEQ9	FED FARM CR BNKS 1.640 05/24/27 '25	05/24/2027	2,870.00
3140LKDR1	FNBS8211	05/25/2027	1,086.76
3140Q2C97	FN BZ6395	05/25/2027	1,927.51
3137HCKV3	FHMS K-520 A2 5.18 03/25/2029	05/25/2027	1,726.67
3137HJ5Y9	FHMS K-534 A2 4.7 11/25/2029	05/25/2027	1,958.33
3137HAST4	FHMS K-509 A2 4.85 09/25/2028	05/25/2027	1,717.71
3140Q1DT4	FN BZ5513	05/25/2027	2,006.82
3137HFF59	FHMS K-527 A2 4.618 07/25/2029	05/25/2027	2,309.00
3132XFDR6	FHWN1011	05/25/2027	913.63
30308AAH6	FRESB 2018-SB45 10F 3.16 11/25/2027	05/25/2027	1,953.15
<b>MAY 2027 TOTAL</b>			<b>123,922.42</b>
<b>GRAND TOTAL</b>			<b>1,518,093.70</b>

## Disclosure

Meeder provides monthly statements for its investment management clients to provide information about the investment portfolio. The information should not be used for audit or confirmation purposes. Please review your custodial statements and report any inaccuracies or discrepancies.

Certain information and data has been supplied by unaffiliated third parties. Although Meeder believes the information is reliable, it cannot warrant the accuracy of information offered by third parties. Market value may reflect prices received from pricing vendors when current market quotations are not available. Prices may not reflect firm bids or offers and may differ from the value at which the security can be sold.

Statements may include positions from unmanaged accounts provided for reporting purposes. Unmanaged accounts are managed directly by the client and are not included in the accounts managed by Meeder. This information is provided as a client convenience and Meeder assumes no responsibility for performance of these accounts or the accuracy of the data reported.

**Investing involves risk. Past performance is no guarantee of future results. Debt and fixed income securities are subject to credit and interest rate risk. The investment return and principal value of an investment will fluctuate so that an investors shares, when redeemed, may be worth more or less than their original cost. Current performance may be lower or higher than the performance data quoted.**

Meeder Public Funds, Inc. is a registered investment adviser and affiliate of Meeder Investment Management, Inc. Investment advisory services are provided through Meeder Public Funds, Inc. Please contact us if you would like to receive a copy of our current ADV disclosure brochure or privacy policy.

© 2026 Meeder Investment Management



**M E E D E R**

**PUBLIC FUNDS**

meederpublicfunds.com | 866.633.3371



# Summary Statement

June 30, 2026

Page 1 of 3

Investor ID: CA-01-0077

0000074-0000354 PDF 974947

**Paradise Recreation & Park District**  
**6626 Skyway**  
**Paradise, CA 95969**

## California CLASS

### California CLASS

Average Monthly Yield: 3.6996%

		Beginning Balance	Contributions	Withdrawals	Income Earned	Income Earned YTD	Average Daily Balance	Month End Balance
CA-01-0077-0001	CC Reserve Fund	1,123,705.90	0.00	0.00	3,416.52	20,559.43	1,123,819.78	1,127,122.42
<b>TOTAL</b>		<b>1,123,705.90</b>	<b>0.00</b>	<b>0.00</b>	<b>3,416.52</b>	<b>20,559.43</b>	<b>1,123,819.78</b>	<b>1,127,122.42</b>



CC Reserve Fund

Account Summary

Average Monthly Yield: 3.6996%

	Beginning Balance	Contributions	Withdrawals	Income Earned	Income Earned YTD	Average Daily Balance	Month End Balance
California CLASS	1,123,705.90	0.00	0.00	3,416.52	20,559.43	1,123,819.78	1,127,122.42

Transaction Activity

Transaction Date	Transaction Description	Contributions	Withdrawals	Balance	Transaction Number
06/01/2026	Beginning Balance			1,123,705.90	
06/30/2026	Income Dividend Reinvestment	3,416.52			
06/30/2026	Ending Balance			1,127,122.42	



California CLASS

California CLASS

Date	Dividend Rate	Daily Yield
06/01/2026	0.000100956	3.6991%
06/02/2026	0.000100959	3.6850%
06/03/2026	0.000100723	3.6764%
06/04/2026	0.000100593	3.6716%
06/05/2026	0.000302484	3.6802%
06/06/2026	0.000000000	3.6802%
06/07/2026	0.000000000	3.6802%
06/08/2026	0.000101094	3.6899%
06/09/2026	0.000101071	3.6891%
06/10/2026	0.000100731	3.6767%
06/11/2026	0.000100840	3.6807%
06/12/2026	0.000303573	3.6935%
06/13/2026	0.000000000	3.6935%
06/14/2026	0.000000000	3.6935%
06/15/2026	0.000101914	3.7199%
06/16/2026	0.000102136	3.7280%
06/17/2026	0.000101698	3.7120%
06/18/2026	0.000406852	3.7125%
06/19/2026	0.000000000	3.7125%
06/20/2026	0.000000000	3.7125%
06/21/2026	0.000000000	3.7125%
06/22/2026	0.000101535	3.7060%
06/23/2026	0.000101421	3.7019%
06/24/2026	0.000101545	3.7064%
06/25/2026	0.000101700	3.7120%
06/26/2026	0.000305175	3.7130%
06/27/2026	0.000000000	3.7130%
06/28/2026	0.000000000	3.7130%
06/29/2026	0.000101595	3.7082%
06/30/2026	0.000101806	3.7159%

Performance results are shown net of all fees and expenses and reflect the reinvestment of dividends and other earnings. Many factors affect performance including changes in market conditions and interest rates and in response to other economic, political, or financial developments. Investment involves risk including the possible loss of principal. No assurance can be given that the performance objectives of a given strategy will be achieved. **Past performance is no guarantee of future results. Any financial and/or investment decision may incur losses.**



DATE: 6/30/2026  
TO: Board of Directors (BOD)  
FROM: Sarah Hoffman (Executive Assistant) and Kristi Sweeney (Assistant District Manager)  
SUBJECT: Paradise Pool

## Summary

In 1958, the year Paradise Recreation and Park District was renamed (previously the Paradise Park, Recreation, and Parkway District established in 1948), PRPD purchased the six-acre Paul Byrne Aquatic Park facility - currently referred to as the Aquatic Park. In 2018, the Camp Fire severely affected the Aquatic Park and the Paradise Pool (**Figure 1**), notably the destruction of the Aquatic Building which held offices, storage, and youth educational space (**Figure 2**). In July of 2019, after only eight months since the fire, the pool was reopened for the summer. This was due to the hard work and cooperation from the Paradise Irrigation District and Cal Fire (**Figure 3**); it signified an important milestone in the recovery of the town and the District as a whole.

Throughout the last several years, the facilities team has done a wonderful job revamping many aspects of the pool and the recreation crew has kept the pool bustling during the summer months. The pool was resurfaced in the 1990's (**Figures 4 and 5**) and remained strong until 2024 when the fiberglass shell began to leak and rough patches were wearing through. An initial attempt to resurface the pool with a much less expensive plaster shell coating failed after 7 months and had to be completely removed. After going through the bid process to resurface the pool with fiberglass the bid-winning contractor completed the work in approximately 7 weeks (**Figures 6 – 8**). The contractor was the same contracting company that had resurfaced the pool in the 90's, so staff are hopeful that the pool will stay strong for another thirty years.

The lifeguard training and certification, which normally would have taken place in the Paradise pool was instead held at the Durham and Concow pools because maintenance staff needed time to get the water back into the pool and ready for swimmers. Maintenance staff worked very hard to get the water back into balance and ready for swimmers on time for the start of the 2026 swim season on June 8<sup>th</sup>. Their success is the community's benefit with public swim days sometimes serving over 100 people in a single day. Since the start of 2026, PRPD has not only had the pool resurfaced, but also the Aquatic Center rebuilt to support our community's needs (**Figures 9 – 13**). The District is excited to host future programs at this facility; this milestone is another giant leap in the recovery of what was once lost.

## Photographs




*Figure 1. Paradise Pool post Camp Fire*



*Figure 2. Aquatic Center being torn down post Camp Fire*



*Figure 3. CalFire refilling the pool after Camp Fire cleanup*



*Figure 4. Resurfacing the pool in the 1990's*



*Figure 5. The public enjoying the pool in the 1990's*



Figure 6. Paradise Pool post resurfacing end of May 2026



Figure 7. Paradise Pool newly refilled after resurfacing



Figure 8. Paradise Pool newly refilled after resurfacing Paradise



Figure 9. Aquatic Center being rebuilt in May 2026



Figure 10. Aquatic Center being rebuilt in May 2026



Figure 11. Aquatic Center rebuild front of building view



Figure 12. Pool side view of Rebuilt Aquatic Center



Figure 13. Closeup of restrooms and drinking fountain

[https://paradisepprd.sharepoint.com/sites/BODMeeting/Shared Documents/\\_BOD/2026/26.0708/BOD.Pool History.Report.26.0626.docx](https://paradisepprd.sharepoint.com/sites/BODMeeting/Shared Documents/_BOD/2026/26.0708/BOD.Pool History.Report.26.0626.docx)  
7/2/2026